

Rochester Institute of Technology

## RIT Digital Institutional Repository

---

Theses

---

1974

### A Guide to the Media Center

Jeffrey Hermann

Follow this and additional works at: <https://repository.rit.edu/theses>

---

#### Recommended Citation

Hermann, Jeffrey, "A Guide to the Media Center" (1974). Thesis. Rochester Institute of Technology.  
Accessed from

This Thesis is brought to you for free and open access by the RIT Libraries. For more information, please contact [repository@rit.edu](mailto:repository@rit.edu).

Warren Carrier  
Ballad of the Milltown Bear  
for Richard Hugo



The moose stares down at the bear.  
The bear stares down at his beer.

The dining will steal your breath  
With a loving kiss and a sigh.

A body in prime will stretch  
on a rug-ridden bed and die.

A wife will reach the funnies.  
And repeat her skittish crimes.

A girl of dreams and honey  
will run with a trout in her thighs.

A partridge shot, will flap  
the thicket's shrinking sky.



The owner of the map  
will waddle through  
golden vines,

picking his speckled nose  
waiting to claim his rights:

A bird, a wife, a moose  
up and over the sign.

a column of dust by day,  
at night a sickle of ice,  
a headless engine saws  
the grain of a cynical wind.

The moose stares down at the bear.  
The bear sucks deep in his brew.



JUICE

35¢

ROOT BEER

FLOAT 40¢

GIANT

MILKSHAKE


40¢

SANDWICH



87530

Kinsland





HEY HEY HEY

ROW

CRUNKLE

PET FAIR

SMACK

KISS ME

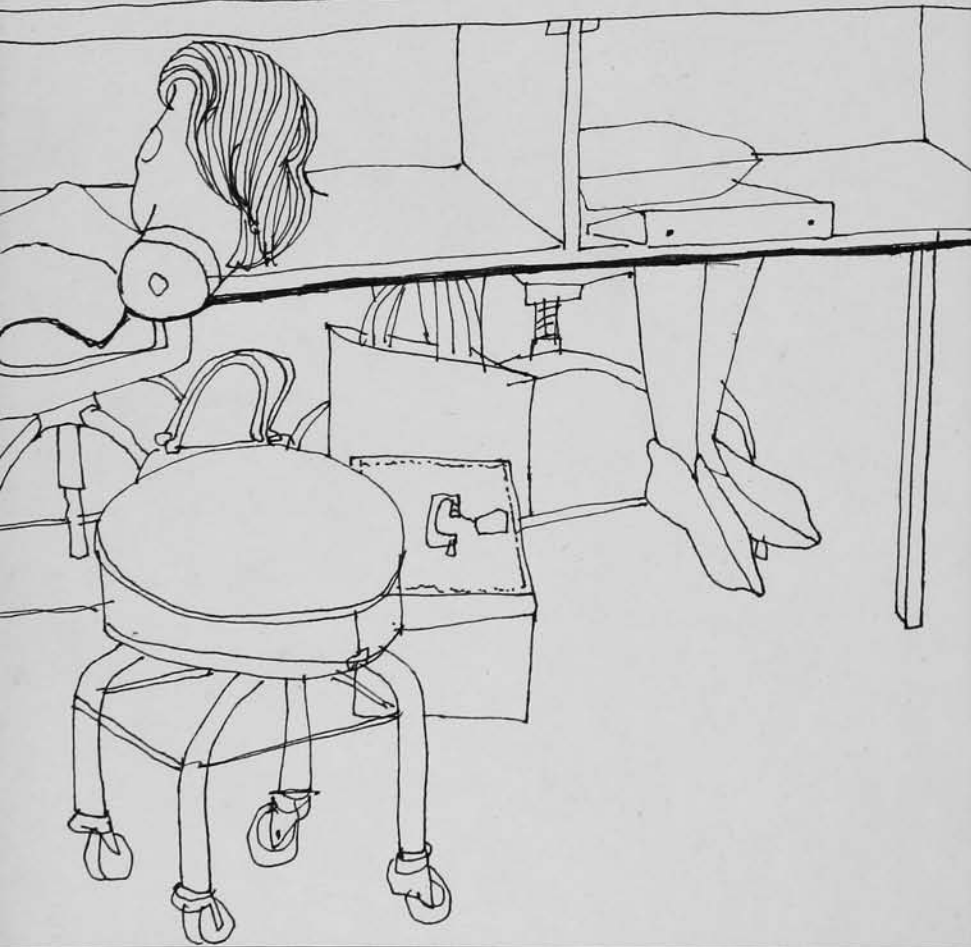
MMM SSSSS

DON'T FEEL PLEASE









ALL WORK  
IN THIS SCHOOL  
DONE BY  
STUDENTS ONLY




Monday, Tuesday,  
Wednesday and  
Thursday.

SHAMPOO \$1.25  
& PLAIN SET

HAIR SHAPING \$11.00  
OR CUTTING

SHAMPOO \$5.00  
& STYLING \$2.00



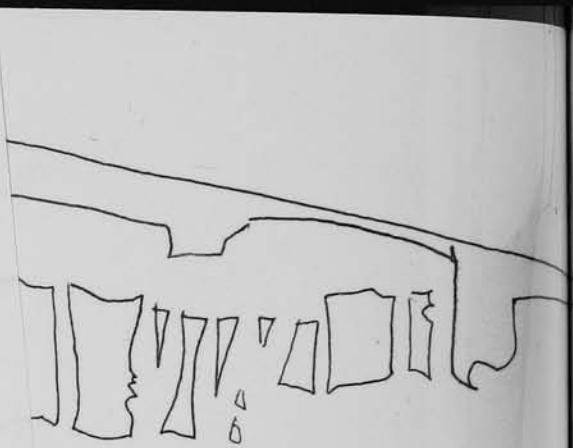
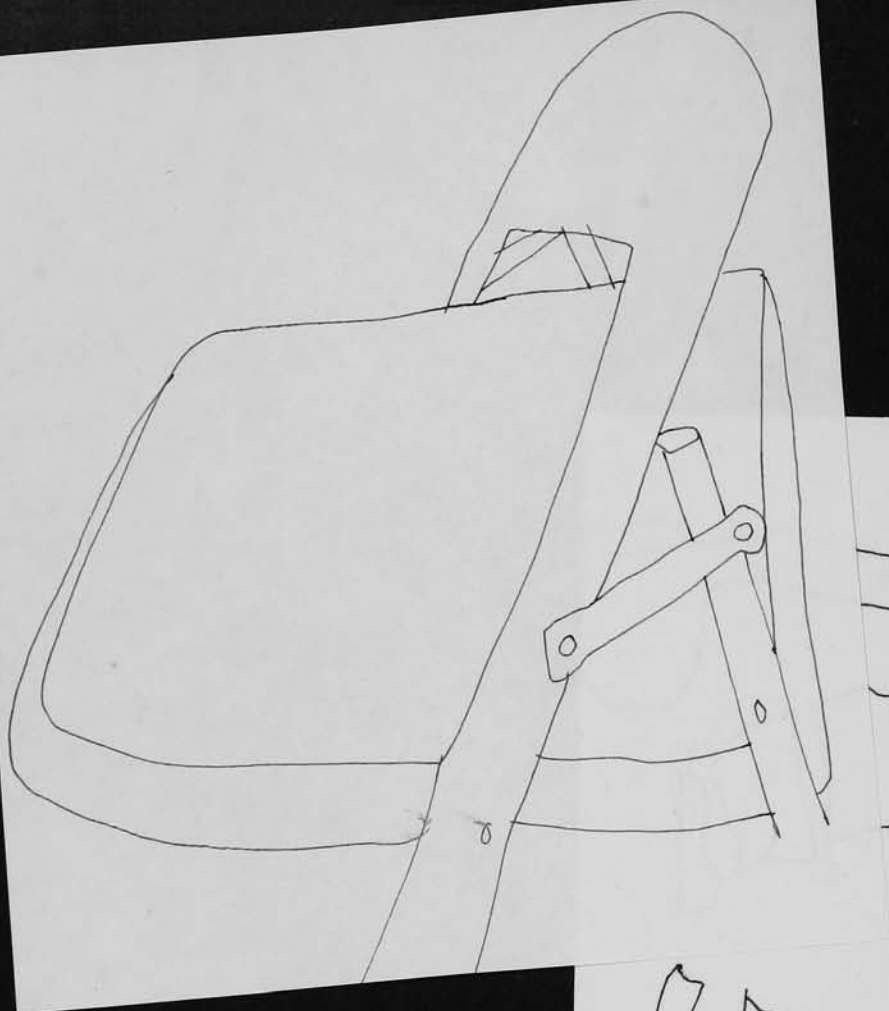


IF you know  
JUST 20 PEOPLE  
DO

FREE



Daring  
Romance  
MAKE-  
OUT GIRL






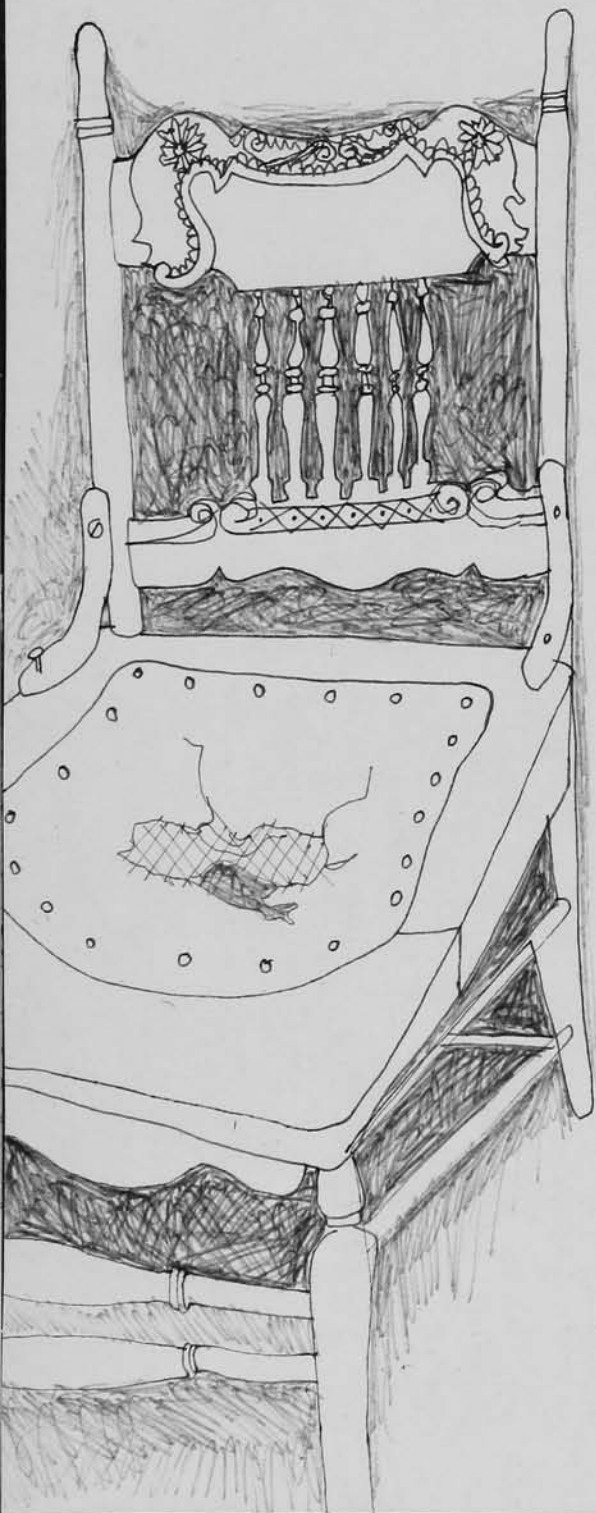
Kingland 1/14





























Kingland











THE  
BUFFALO  
FIRE  
EXTINGUISHER

TO PLAY  
TURN BOTTOM UP  
TO STOP TURN BACK




THE  
BUFFALO  
FIRE  
EXTINGUISHER

TO PLAY  
TURN BOTTOM UP  
TO STOP - TURN BACK

*Kimpland*





My Hero  
Modern  
Jugue Composer



Symphony  
Schwanda  
da du...  
Polka &  
Jugue



Impresario  
Museum  
Talent Scout









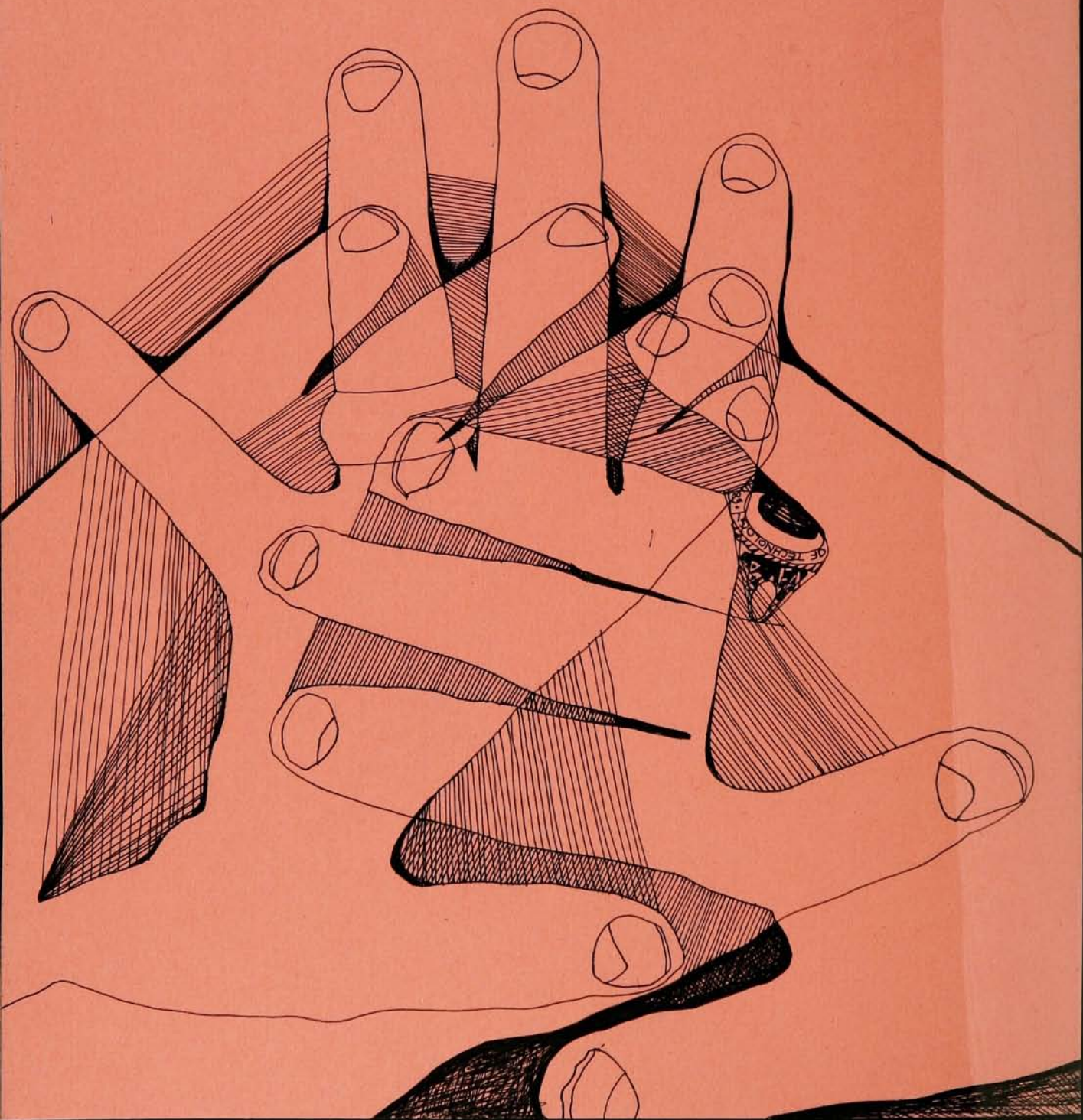


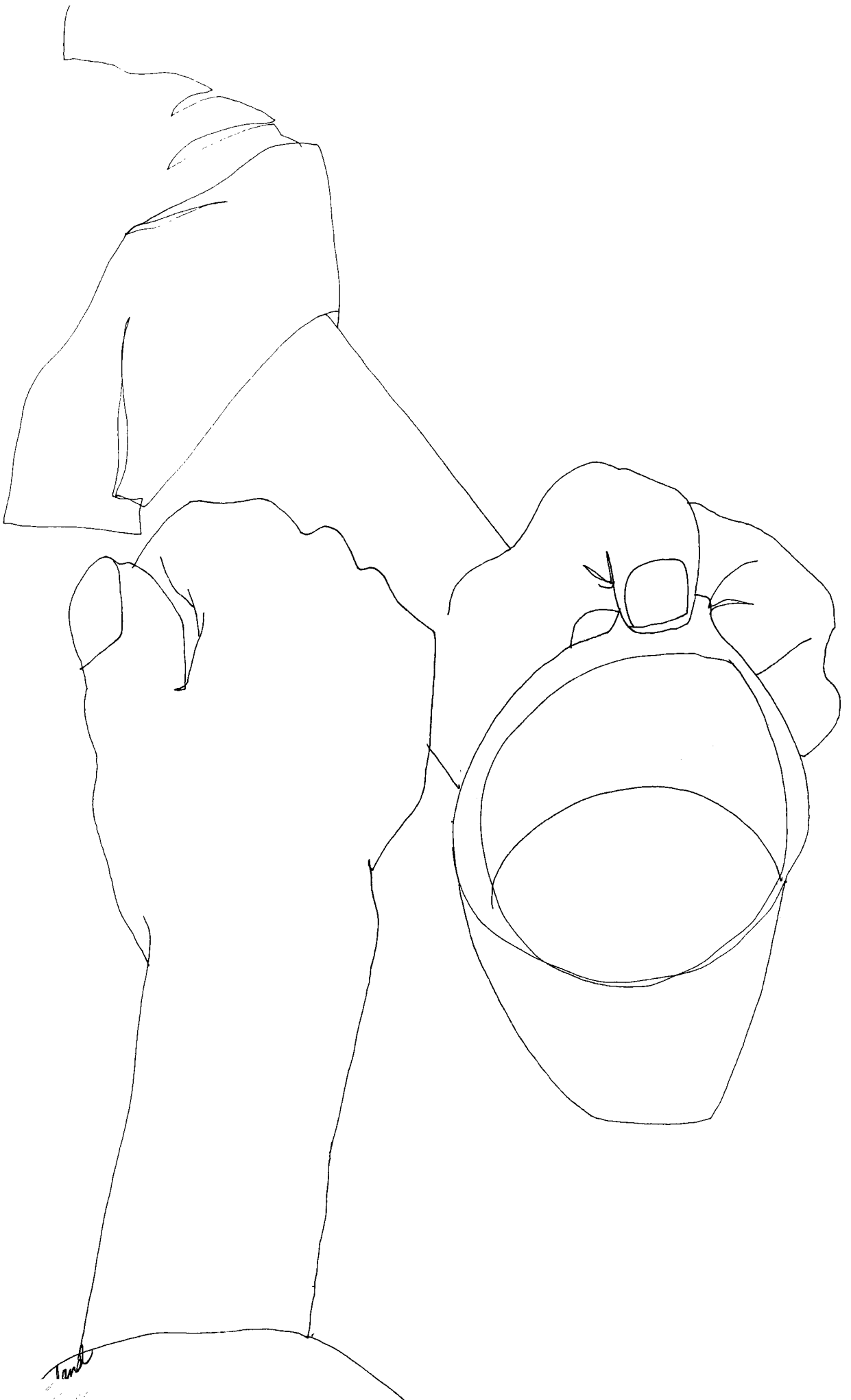









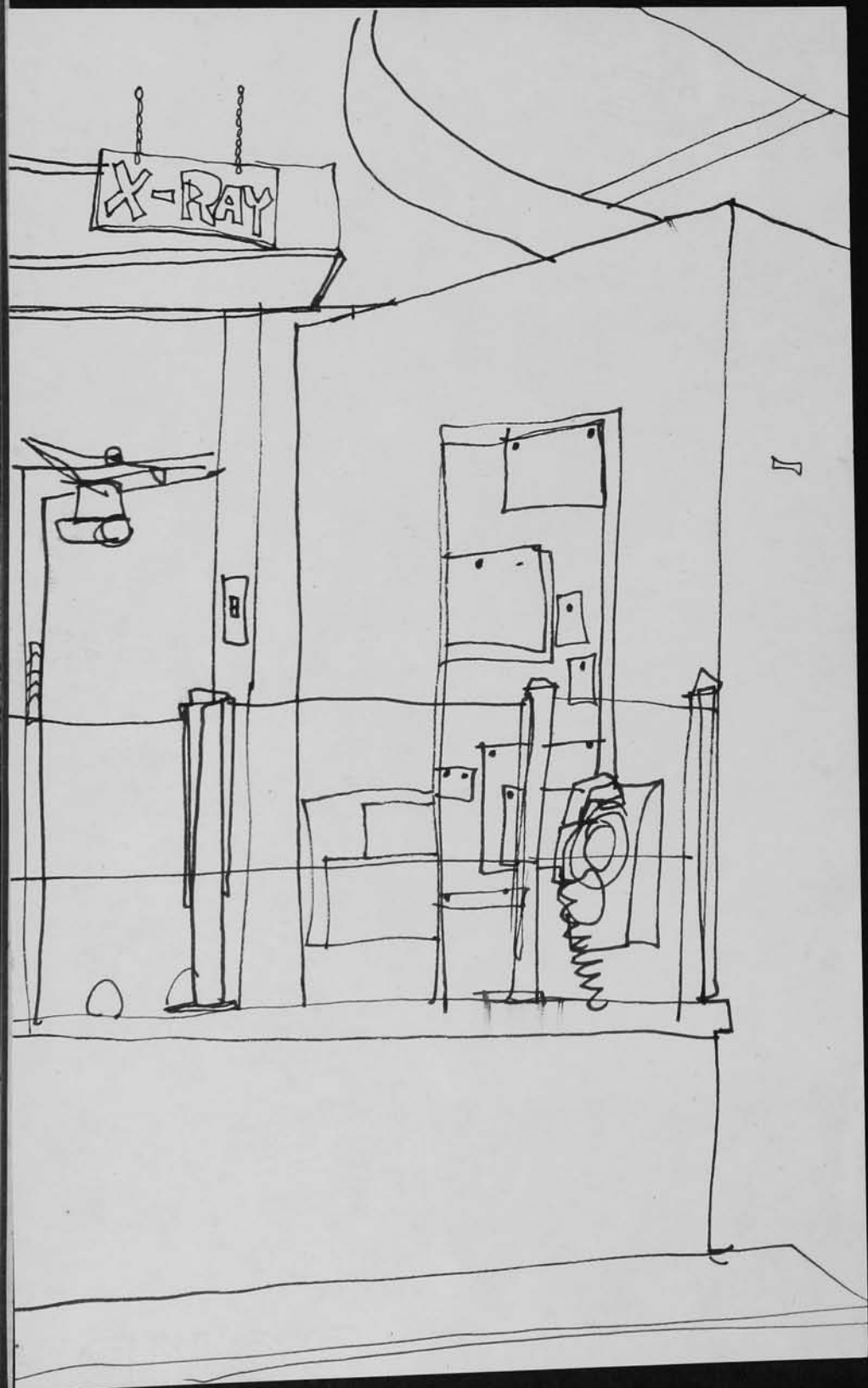



















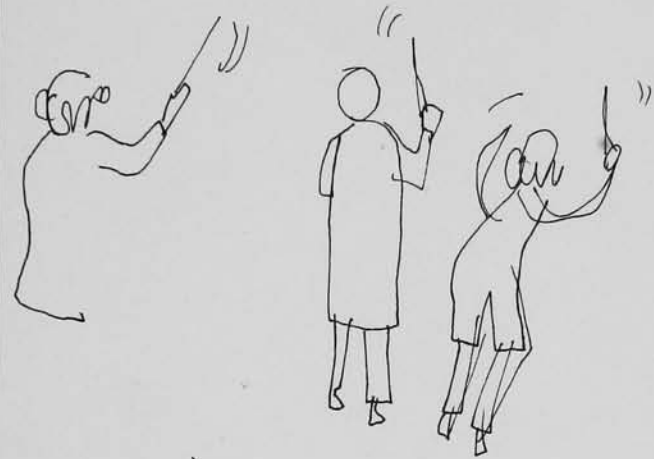




LEAVES OF GRASS BY WALT WHITMAN
















Kingland











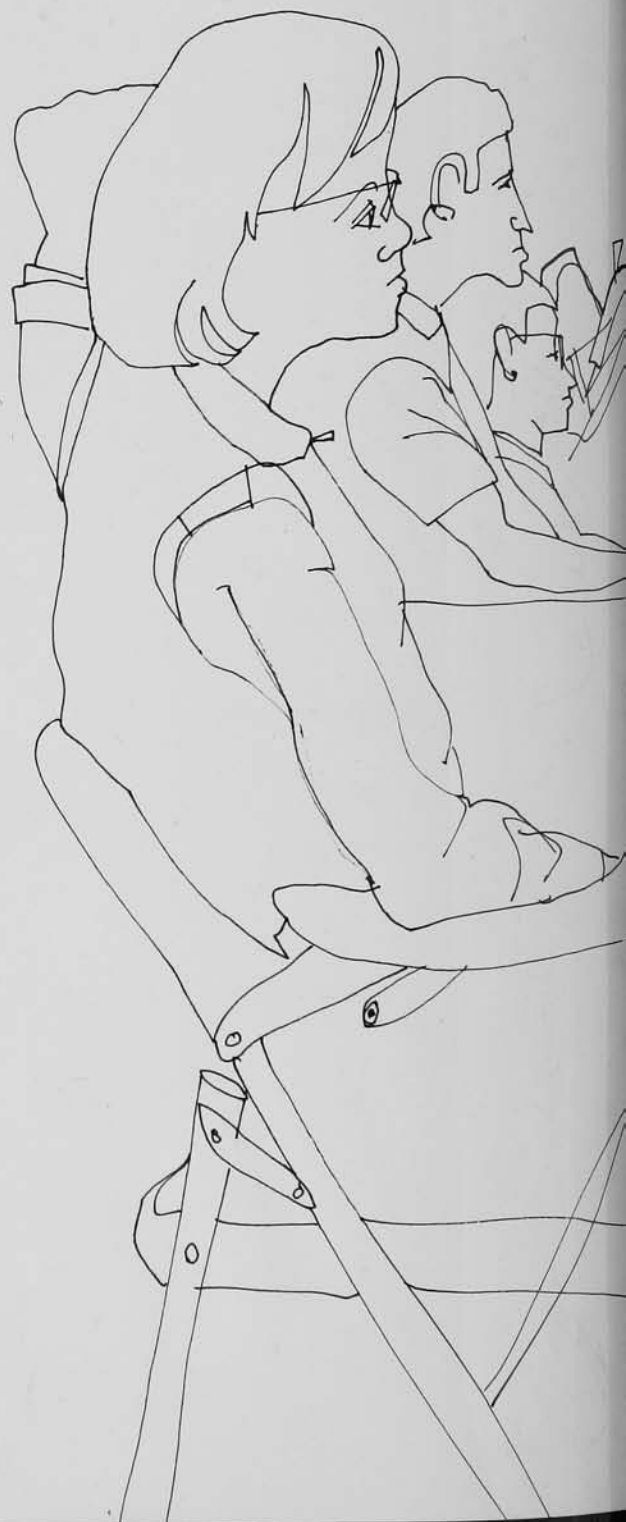
















We need 18 billion dollars

What's in it for me?












even you would not shirkie's far with his feet as he read on the porch smiling.





5  
5











































turquoise green

cardboard

PICTURE PUZZLE  
yellow

SINGER


red, marigold



red, black, gold, green, tan

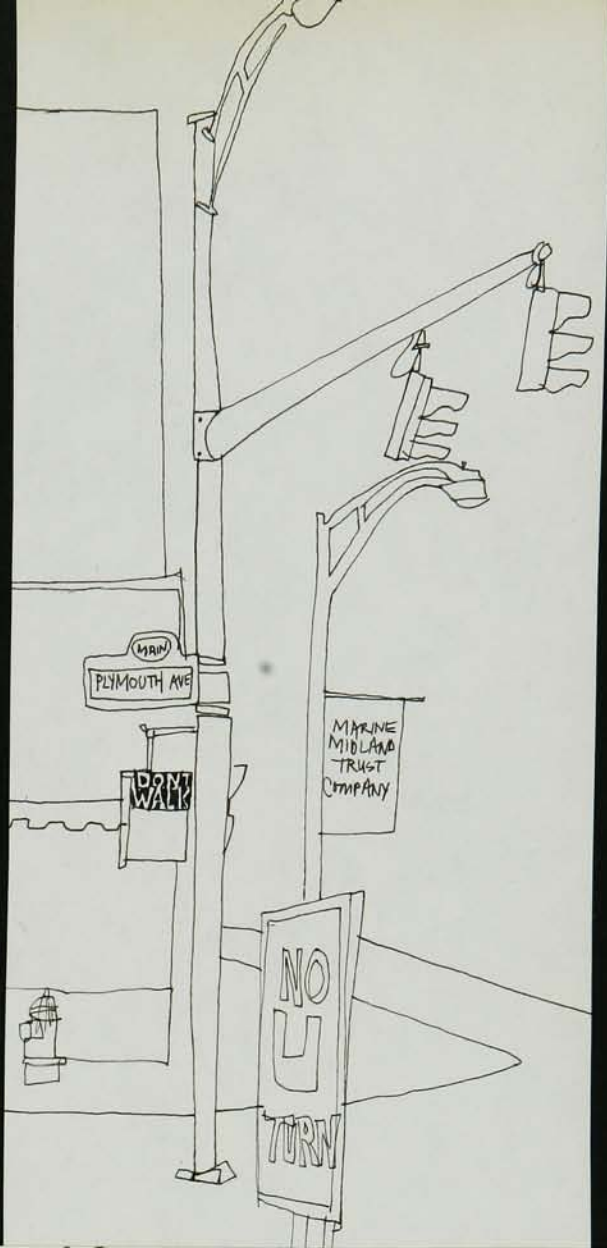
brown, woodstain

white cream


red, white

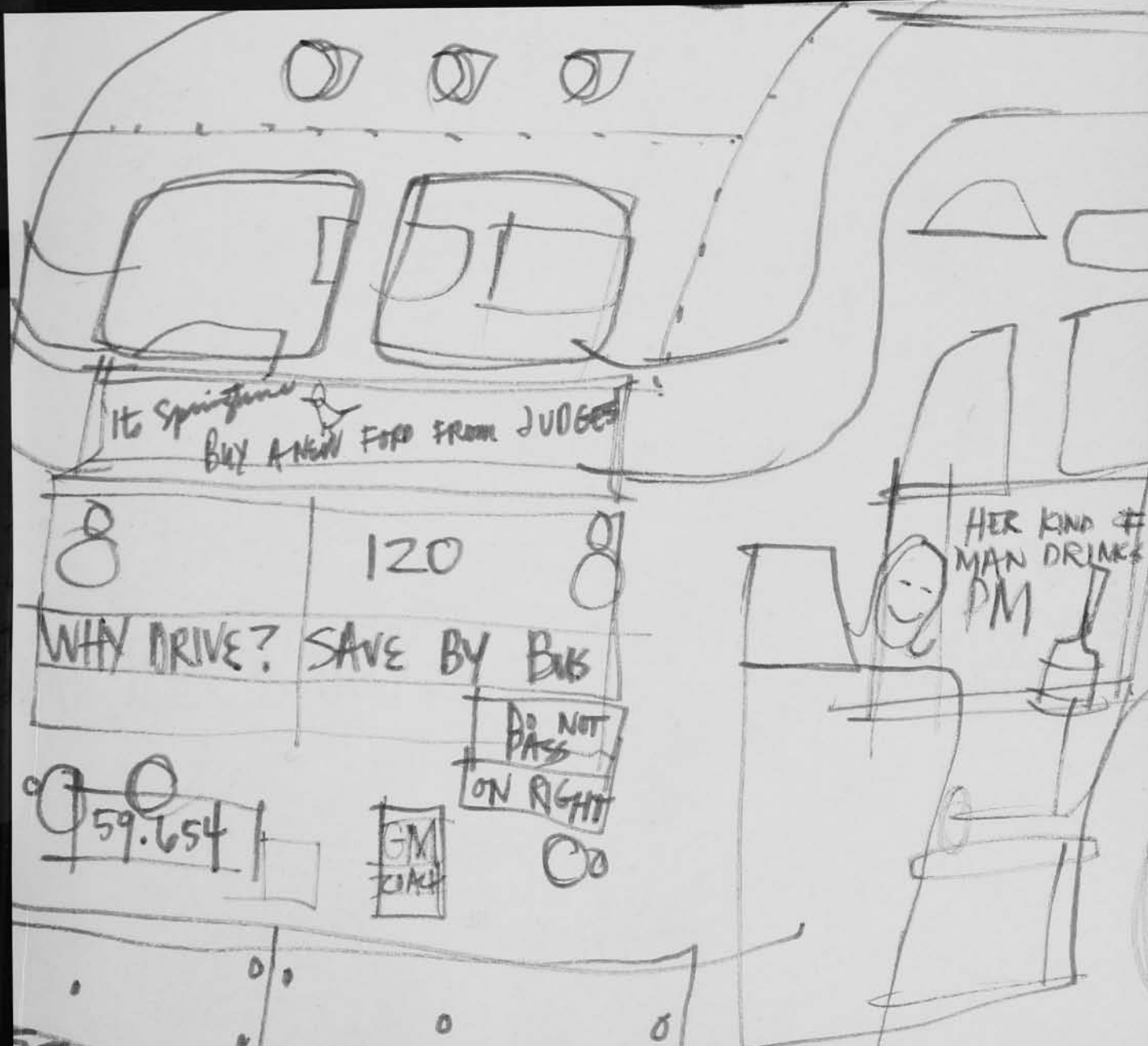
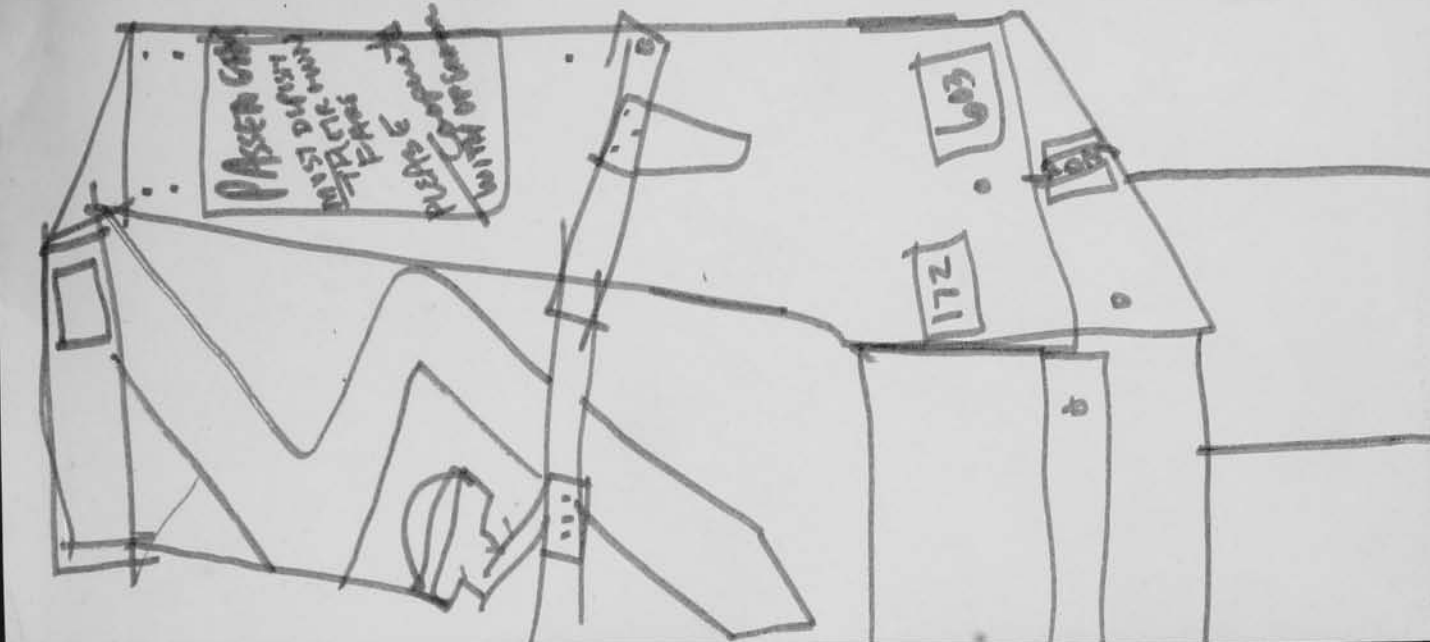
















## Conclusion

From this study, I learned that a "poor" line drawing is merely that which lacks sensitivity, observation, and involvement. But a successful line drawing (which contains the above mentioned qualities) does not necessarily have to be a complex one. Some of the simplest line drawings are quite eloquent and expressive.

I gathered important insights by studying the drawings of other artists and I learned to observe more carefully. I have a better understanding of the importance of mood, weather, time and other conditions. My style has changed as I have learned to draw more as if my pen were my finger - trailing along the outlines of the objects.

Finally, I learned something that I hadn't given much thought to before. I learned how art should be prepared professionally for reproduction, how negatives are shot, dried, stripped and opaqued. I learned how paper and metal plates are used on the offset press and also how books are scored, stitched, and bound with tape. I now understand the importance of each of these procedures and their relationship to the appearance of the final book.

## Bibliography

- Austen, John, The ABC of Pen and Ink Rendering, London: Sir Issac Pitman and Sons Limited, 1937.
- Biggs, John R., Illustration and Reproduction, London: Blandford Press, 1950.
- Coyle, William, Research Papers, Wittenberg University: Odyssey Press, Inc., 1965.
- Day, Lewis F., Nature and Ornament, New York: Charles Scribners Sons, 1910.
- Fabry, Alois, Sketching is Fun with Pencil and Pen, New York: Viking Press, 1958.
- Geen, Evelyn, Pencil Sketching, New York: Pitman Publishing Corp., 1934.
- Kimpland, Bonnie, Picture File, a collection of magazine clippings.
- Maginnis, Charles D., Pen Drawing (An Illustrated Treatise), Boston: Bates & Guild Company, 1903.
- Mendelowitz, Daniel M., Drawing, New York: Holt, Rinehart & Winston, Inc., 1967.
- Mendelowitz, Daniel M., Drawing, A Study Guide, New York: Holt, Rinehart & Winston, Inc., 1967.
- Meyer, Franz Sales, A Handbook of Ornament, Chicago, Wilcox and Follett Co., 1946.
- Seby, James Thrall, Ben Shahn, New York: George Braziller Inc., 1963.
- Speltz, Alexander, Styles of Ornament, New York: Grosset and Dunlap, 1904.
- Steinberg, The Labyrinth, New York: Harper & Brothers, 1960.
- Sullivan Edmund, J., Line, New York: Charles Scribner's Sons, 1923.
- Thompson, Beatrice, Drawings by High School Students, New York: Reinhold Publishing Corporation, 1966.