

Rochester Institute of Technology

RIT Digital Institutional Repository

Articles

Faculty & Staff Scholarship

3-23-2019

An examination of students' perceptions of the Kekulé resonance representation using a perceptual learning theory lens

Thomas Kim
St. John Fisher College

Leslie Kate Wright
Rochester Institute of Technology

Kathryn Miller
University of Nebraska-Lincoln

Follow this and additional works at: <https://repository.rit.edu/article>

Recommended Citation

Kim, T., Wright, L. K., & Miller, K. (2019). An examination of students' perceptions of the Kekulé resonance representation using a perceptual learning theory lens. *Chemistry Education Research and Practice*, 20(4), 659–666. <https://doi.org/10.1039/C9RP00009G>

This Article is brought to you for free and open access by the RIT Libraries. For more information, please contact repository@rit.edu.



An examination of students' perceptions of the Kekulé resonance representation using a perceptual learning theory lens

Journal:	<i>Chemistry Education Research and Practice</i>
Manuscript ID	RP-ART-01-2019-000009.R1
Article Type:	Paper
Date Submitted by the Author:	08-Mar-2019
Complete List of Authors:	Kim, Thomas; St. John Fisher College, School of Arts and Sciences Wright, L. Kate; Rochester Institute of Technology, Thomas H. Gosnell School of Life Sciences Miller, Kathryn; University of Nebraska-Lincoln

Introduction

The concept of resonance, which is commonly introduced to undergraduate students during general chemistry instruction, helps explain certain molecular arrangements when simple Lewis structure rules are insufficient to produce a singular correct structure. Resonance is a critical concept for general chemistry students to master as it helps them understand the electronic structure and reaction properties of molecules and ions (Richardson, 1986). Undergraduate students are then reintroduced to resonance during organic chemistry as a way to help explain additional properties of molecules and intermediates (Richardson, 1986), making resonance a fundamental concept in organic chemistry as well (Mullins, 2008). Despite repeated exposure and numerous attempts to clarify this concept for students (Abel & Hemmerlin, 1991; Delvigne, 1989; Lin, 2007; Liu & Asato, 1997; Silverstein, 1999; Starkey, 1995), the concept of resonance remains a difficult one for learners. Some of this difficulty appears to arise from students' interpretation of resonance to be a function of alternation rather than hybridization (Taber, 2001, 2002).

The nature of representations in chemistry may also contribute to students' poor conceptual understanding of resonance. Like many canonical representations in chemistry, the Kekulé representation of resonance was derived from the communication of ideas and phenomena among experts, not developed intentionally as instructional materials for novice learners (Kozma, Chin, Russell, & Marx, 2000). While experts can easily translate between representations at the various levels of Johnstone's triangle (macroscopic, sub-microscopic, and symbolic), students cannot and must develop the ability to operate along the edges of this triangle (Johnstone, 2010). This ability to translate and navigate between different representations is termed representational competence (Kozma & Russell, 2005), a skill that is

1
2
3 underdeveloped in many undergraduate students. Poor representational competence corresponds
4
5 with poor prior knowledge (Hilton & Nichols, 2011), and students with poor representational
6
7 competence tend to focus on superficial features of representations and to view the
8
9 representations as being exclusively static (Luxford & Bretz, 2014; Olimpo, Kumi, Wroblewski,
10
11 & Dixon, 2015). These students may be unaware of the requirement to move back and forth
12
13 between representations, and thus, are unable to judge the representation's affordances and
14
15 limitations (Coppola, Ege, & Lawton, 1997).
16
17
18

19 Meaningful learning requires that students intentionally connect new information to prior
20
21 knowledge and/or experiences in a productive way (Ausubel, Novak, & Hanesian, 1978; Taber,
22
23 2001). Meaningful learning in chemistry also relies on visualization and interpretation of
24
25 representations (Gilbert, 2005), but students cannot correctly interpret representations if their
26
27 prior knowledge is deficient in the corresponding subject matter (Harle & Towns, 2012). This
28
29 lack of representational reasoning is compounded by instructional practices that focus on fixed or
30
31 static figures rather than actively translating between representations (Olimpo et al., 2015).
32
33 Misconceptions held by chemistry students can be attributed, in part, to prior instruction where
34
35 symbolic representations are used without explicit connections to their underlying contexts
36
37 (Hilton & Nichols, 2011).
38
39
40
41

42 This study aims to understand how students use a canonical resonance representation to
43
44 generate mental models and to determine if that representation is sufficient for students to
45
46 develop a meaningful understanding of resonance. By analyzing the perceptual learning
47
48 mechanisms that students employ, we aim to identify affordances and pitfalls associated with the
49
50 representation and to suggest an alternate approach to developing representational competence
51
52 and conceptual understanding of resonance.
53
54
55
56
57
58
59
60

Theoretical Framework

This study was informed by the application of perceptual learning theory to frame students' use of a canonical resonance representation (Goldstone, 1998). Unlike tasks that require the translation between multiple representations of an image, e.g. symbolic to macroscopic (Johnstone, 1993), the Kekulé representation provides only a single perspective to the student. The singular way in which the resonance image is presented requires that the viewer discriminate features within only that symbolic image to construct a mental model of the resonance phenomenon. Thus, it becomes necessary to examine a different framework for the sense-making mechanisms that a viewer uses to glean direct meaning from the resonance image (Keehner, Hegarty, Cohen, Khooshabeh, & Montello, 2008).

Perceptual learning theory focuses on the sensory stimulus that an individual perceives when interacting with the natural world. In terms of visual perception, a visual landscape creates a field of view that is sensed or perceived through neurological stimulus and is differentiated as a function of an individual's interaction with that stimulus (Gibson, 2000). Current understanding of perceptual learning further examines how learning can influence perception, i.e. the interaction between learned experience and perception (Goldstone, Landy, & Son, 2010; Kellman & Massey, 2013; Schwartz & Goldstone, 2015). In particular, these current interpretations of perceptual learning theory address issues pertaining to perceptions tied to abstract or symbolic concepts in the context of high-level cognitive domains, such as mathematics and science (Goldstone et al., 2010). Based on Goldstone's model of perceptual learning theory (Goldstone, 1998), perceptual learning can be analyzed through the lens of a discrete set of mechanisms, including differentiation and unitization. Differentiation corresponds to the perception of distinguishing or discriminating characteristics within an area of

1
2
3 interest. Unitization, by contrast, corresponds to the construction of integrated units from
4
5 disparate features within an area of interest. The concept of unitization bears similarity to the
6
7 concept of "chunking" within the context of cognitive load theory (Goldstone, 2000). These
8
9 perceptual mechanisms provide a direct means for examining student interpretations of a single
10
11 representation, which lacks the translation tasks that are commensurate with the use of multiple
12
13 representations. Furthermore, the alignment of measures to perceptual learning theory makes it
14
15 possible to measure of changes in students' perceptions as a function of learning interventions
16
17 employed in this study.
18
19
20
21

22 **Research Question**

23
24 What features/affordances do student perceive when viewing a canonical representation of
25
26 resonance and how does this perception affect their conceptualization of resonance?
27
28

29 **Methods**

30 *Study 1: Preliminary assessment of students' perceptions of resonance*

31
32 This study and its resulting data were reviewed and approved by the Institutional Review Board
33
34 as an exempted study. In Study 1, an initial cohort of students (Cohort A, N=33) was asked to
35
36 respond the open response item shown in Fig.1. These students were enrolled in a one-semester,
37
38 general chemistry course targeted towards Biochemistry and Chemistry majors at a large, private
39
40 northeastern university. The general chemistry course was conducted using Process Oriented
41
42 Guided Inquiry Learning (POGIL), a widely disseminated active-learning pedagogy built on
43
44 constructivist principles (Moog & Spencer, 2008). POGIL was originally developed as an
45
46 inquiry-based approach to instruction in Chemistry, but has expanded to numerous other fields,
47
48 including mathematics, engineering, and secondary-level science (Eberlein et al., 2008). The
49
50 students in Study 1 were instructed using General Chemistry POGIL instructional materials
51
52
53
54
55
56
57
58
59
60

1
2
3 directly as published (Moog & Farrell, 2011). Following their engagement with the resonance
4 activity within the published POGIL material, the students in Study 1 were presented with a
5
6 Reflection on Learning question (Fig. 1), a formative assessment that is a standard practice
7
8 within the POGIL framework. In this particular assessment, the students were presented with the
9
10 resonance structures of benzene, and they were asked to explain what the image means to them
11
12 in an open response question format. The student responses were transcribed into Microsoft
13
14 Excel and coded using an emergent coding scheme based on grounded theory (Strauss & Corbin,
15
16 1990). Transcribed student responses were delineated by assignment of random ID codes and
17
18 were not identified further. Only data marked with these random codes were subjected to
19
20 analysis throughout the rest of this study. Upon further clustering of response codes, the
21
22 resulting categories strongly inferred differential perceptions of the representation, either
23
24 commensurate or contrary to the concept of resonance.
25
26
27
28
29
30

31
32
33 **What does the following image mean to you?**
34
35
36
37
38

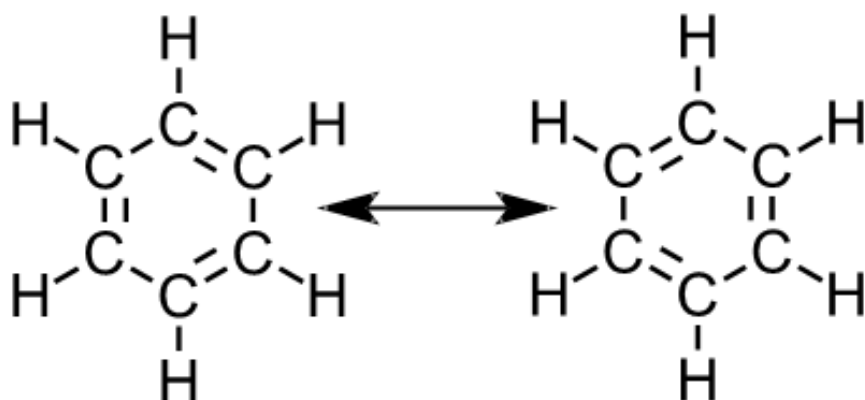


Figure 1. Open response inquiry item to assess students' perceptions of a canonical resonance representation.

Study 2: Targeted development of a perceptual learning theory-based coding scheme

To better resolve the possible perceptual issues in the student responses, a new coding framework based on perceptual learning theory was developed (Goldstone, 1998). After the initial data collection, two additional cohorts of students (Cohort B, N=29; Cohort C, N=38) were surveyed using the same assessment item. Collectively, these two cohorts constituted the population for Study 2. Within Study 2, the students provided responses prior to instruction on resonance using a modification of the POGIL activity presented in Study 1. Students provided responses to the same prompts after instruction. The responses were transcribed, as in Study 1, and analyzed to identify the potential perceptual learning methods employed by students.

Perceptual learning theory was used to construct an axial coding scheme focused on elucidating the affordances that students draw from the resonance representation. The coding elements are outlined in Table 1.

Table 1: Perceptual Learning Theory Coding Scheme

Perceptual Mechanism	Description	Example quote
Dimensionalization	Witnessing variation along a perceptual dimension, e.g. rotation, reflection	“The same molecule just flipped. Two different ways of drawing the same molecule.”
Segmentation	Breaking objects into parts that are relevant or important, e.g. bonds, bond order, isomers	“They are the same, the double bonds are just in different places - resonance structures”
Unitization	Creation of a single unit from multiple parts that occur together, e.g. averaging, mixing, multiple representations	“These two molecules are resonance structures with the real structure being a blending of the two.”
Idealization	Simplification of objects to capture the basic essence of the underlying concept	Re-drawing of figure as a hexagon with circle embedded inside

1
2
3 Details regarding the perceptual learning codes are described below. When students
4 wrote that the molecule was being rotated or viewed from a different perspective (e.g. mirror
5 image), *dimensionalization* was coded. More generally, dimensionalization corresponds to
6 perception of changes that apply to the structure as a whole, e.g. reflection. *Unitization* was
7 coded when students discussed the true structure of benzene being an average of both
8 represented structures or in both forms simultaneously (i.e. multiple representations of the same
9 phenomenon). These responses align with the ideas of hybridization or delocalization.
10
11 *Segmentation* was coded when students considered changes that occurred within specific parts
12 and components of the benzene ring. Examples of segmentation are noted when students
13 discussed the figure's bonds switching or changing bond orders. *Idealization* was coded when
14 students simplified the figure and drew a hexagon with a circle inscribed as part of their
15 responses.
16
17
18
19
20
21
22
23
24
25
26
27
28
29

30
31 To determine the inter-rater reliability of the perceptual learning coding scheme, two of
32 the authors (LKW and TDK) coded data from Study 2 students (Cohorts B&C; N=66). An inter-
33 rater reliability analysis using the Kappa statistic was performed to determine consistency among
34 raters (Landis & Koch, 1977). This initial round of coding yielded 71.8% agreement with a
35 Cohen's Kappa of 0.30. The coding rubric was revisited by both coders and disagreements were
36 discussed. After this reconsideration of the initial round of coding, the data was coded a second
37 time yielding 90.6% agreement with a Cohen's Kappa of 0.75, which is consistent with a
38 substantial level of agreement (Landis & Koch, 1977). All remaining samples were then coded
39 by a single author (TDK).
40
41
42
43
44
45
46
47
48
49
50

51 ***Study 2: Instructional intervention and assessment***

52
53
54
55
56
57
58
59
60

1
2
3 In an attempt to ameliorate students' perceptions of the resonance figure in question, an
4 instructional intervention was designed to enhance development of metarepresentational
5 competence (diSessa, 2004) for Study 2 students (Cohorts B & C). Metarepresentational
6 competence seeks to have students move beyond the competent usage of established
7 representations to more fully understand the strengths and limitation of representational models.
8 One way in which metarepresentational competence might be attained is by having students
9 create or invent representations that move beyond "sanctioned" representations (diSessa, 2004).
10 This approach is similar to "inventing with contrasting cases", where students use data to create
11 model frameworks prior to "telling" or more formalized instruction (Schwartz, Chase, Opezzo,
12 & Chin, 2011). In either case, students are exposed to canon only after they have had the
13 opportunity to further develop their existing prior knowledge.
14
15
16
17
18
19
20
21
22
23
24
25
26
27

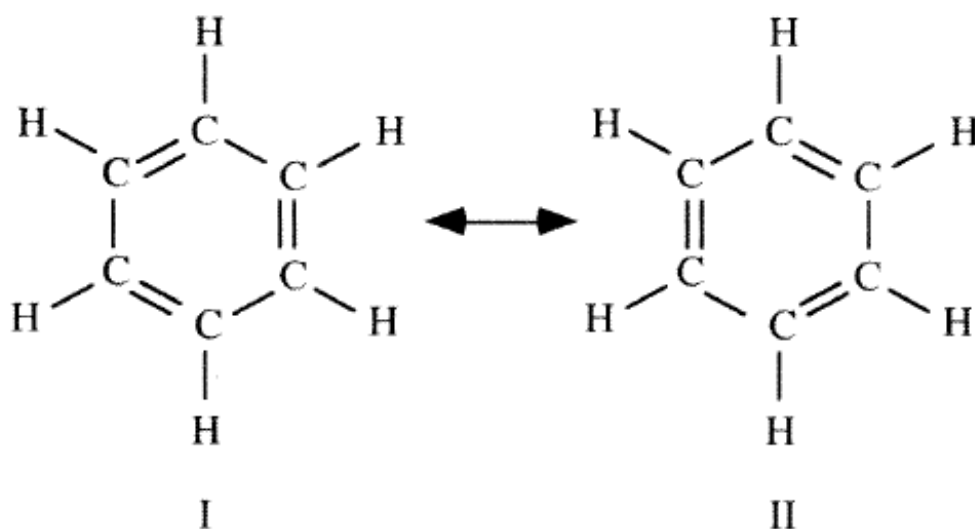
28 The same initial assessment (Fig. 1) was performed prior to instruction and the students
29 engaged in the POGIL resonance activity, as described above. However, in this case, the activity
30 was modified by the removal of the resonance figure from the activity in question (Fig. 2). In its
31 place, students, working in groups of 4 as per standard POGIL practice, were tasked with
32 developing a single (visual) representational model that captured the contradictions inherent in
33 the information contained within the bonding data provided for the structure of benzene (Fig. 3).
34 After these representations were created, all groups then presented their representations on
35 whiteboards at the front of the classroom. As a collective, the class then considered each
36 representation and discussed its relative strengths and limitations. After all representations had
37 been discussed, the student groups continued with the POGIL activity without any further
38 changes to the instructional materials. The effect of this instruction was measured by inclusion
39 of the same open response item (Fig. 1) on a subsequent hour-long midterm examination. The
40
41
42
43
44
45
46
47
48
49
50
51
52
53
54
55
56
57
58
59
60

1
2
3 responses from the exam item were coded according to the perceptual learning theory coding
4
5
6 scheme, described above.

Model 2: Resonance Structures.

11
12 An alternative representation for benzene is given in Figure 1.

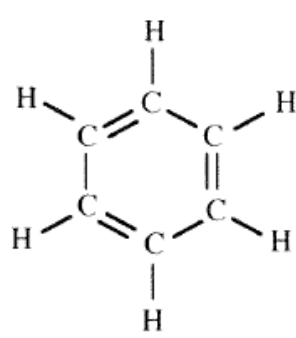
13
14
15
16 **Figure 1. The resonance hybrid representation of benzene.**



41
42
43
44
45
46
47
48
49
50
51
52
53
54
55
56
57
58
59
60

Figure 2. Representation of resonance from POGIL: A Guided Inquiry, 5th ed. Reprinted with permission of publisher.

Model 1: Calculated Bond Orders and Bond Lengths for Selected Molecules!

Molecule	C–C Bond Order (Lewis)	C–C Bond Order (calculated)	C–C Bond Length (calculated) (pm)
ethane, $\text{H}_3\text{C} - \text{CH}_3$	1	1.01	150
ethene, $\begin{array}{c} \text{H} \quad \text{H} \\ \quad \\ \text{H} - \text{C} = \text{C} - \text{H} \end{array}$	2	2.00	133
ethyne, $\text{H} - \text{C} \equiv \text{C} - \text{H}$	3	2.96	120
benzene, 	1	1.42	139
	2	1.42	139
	1	1.42	139
	2	1.42	139
	1	1.42	139
	2	1.42	139

1 pm = 10⁻¹² m

Figure 3. Table of resonance-related bond orders and bond lengths from POGIL: A Guided Inquiry, 5th ed. Reprinted with permission of publisher.

Results and Discussion

Study 1: Preliminary assessment of students' comprehension of resonance

The emergent coding from Study 1 students identified several common responses related to resonance descriptions (Table 2). There were 13 themes found in the responses describing students' perceptions of the resonance representation:

- rotation
- bonds switch positions
- different properties
- symmetry
- resonance
- different bond orders
- more than one way to draw structure
- both forms at the same time
- mixture or average of structures
- equivalent structures
- isomers/different structures
- reflection
- shared electron cloud or delocalized electrons.

Table 2. Emergent coding of Study 1 (Cohort A) responses

Student response/ Emergent code	No. of occurrences (% frequency)	Generalization
bonds “switch” positions	9 (39%)	“Two species” 18 students (78%)
rotation	6 (26%)	
changing bond orders	3 (13%)	
isomers	2 (9%)	
reflection	2 (9%)	
symmetry	1 (4%)	
multiple representations	3 (13%)	“One species” 5 students (22%)
mixing/averaging	2 (9%)	

These themes were further clustered by way of a phenomenographic lens (Orgill & Bodner, 2004) and collapsed into 8 codes (Table 2) which generally aggregated into two basic categories: (1) the existence of two discrete species, and (2) multiple representations of a single species. The response frequencies are summarized with their respective codes in Table 2. Some student responses contained statements that yielded multiple codes which explains why the

1
2
3 number of occurrences exceeds the number of students in the sample. From the response
4
5 frequencies, it becomes clear that an overwhelming majority of students (78%) perceive that
6
7 each of the two hexagonal structures within the image is considered a distinct entity, rather than
8
9 complementary representations of a single phenomenon. The observation of this misperception
10
11 *after* instruction with an established active learning pedagogy (POGIL) provides evidence for the
12
13 robust nature of this misperception. An important question arises as to why students persist in
14
15 perceiving two discrete species in spite of focused instruction and focused deliberations on the
16
17 nature of a single benzene species in the POGIL activity.
18
19
20

21
22 Retrospective analysis of Study 1 student responses, using the lens of perceptual learning
23
24 theory demonstrates a strong tendency for student to employ mechanisms of Dimensionalization
25
26 and Segmentation (Fig. 4). These mechanisms align with students' tendencies to describe two
27
28 discrete species within the resonance figure. Dimensionalization identifies variations along a
29
30 particular dimension or orientation, e.g. mirror planes, rotational axes. Students who describe
31
32 the differences between the structures in terms of wholesale changes, e.g. rotation of one
33
34 structure to yield the other, are likely using dimensionalization to draw distinctions.
35
36 Segmentation identifies component parts with a larger structure. Within the resonance image,
37
38 those students who employ segmentation are identifying changes that occur within a subset of
39
40 the greater image, e.g. bonds moving. Unitization is the perceptual mechanisms that aligns best
41
42 with the overarching idea of resonance. It identifies ways in which distinct components can be
43
44 coalesced or chunked into a single unit. The coding frequency of unitization within these
45
46 responses is consistent with the emergent coding results in revealing that a majority of students
47
48 do not perceive a single phenomenon, but rather perceive two distinct species based on visual
49
50
51
52
53
54 perception.
55
56
57
58
59
60

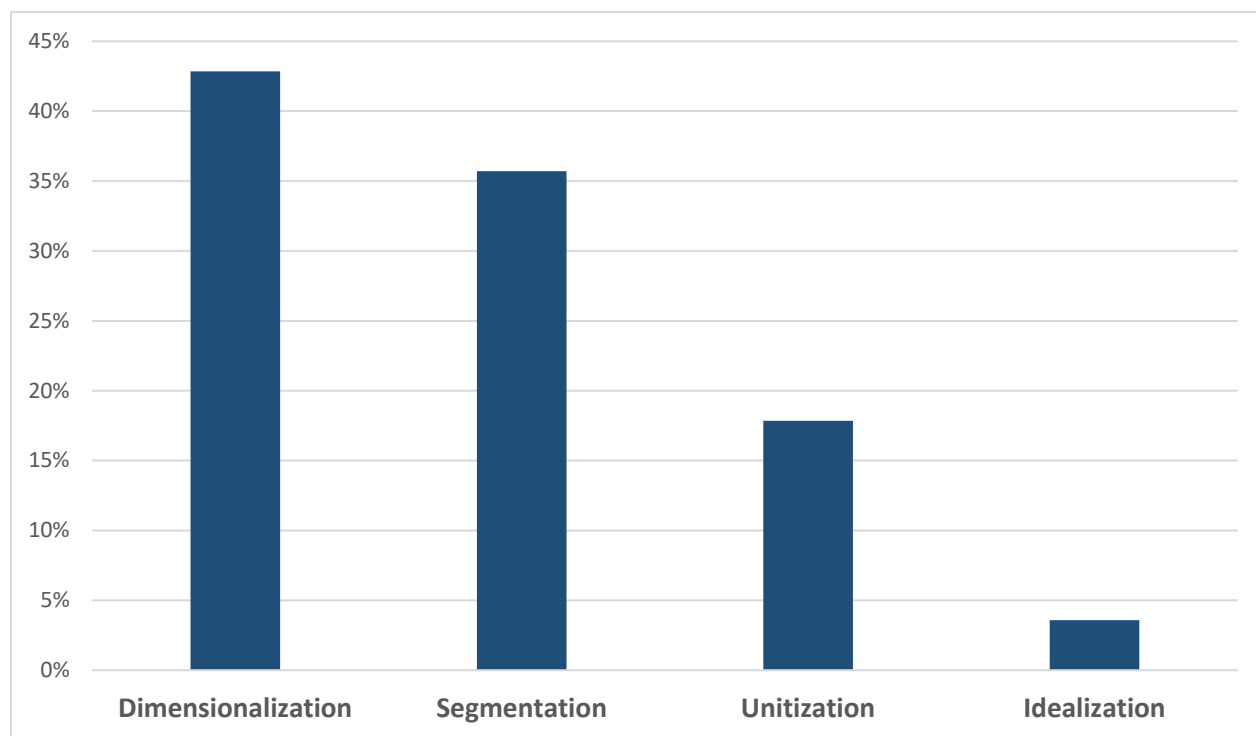


Figure 4. Perceptual Learning Theory code frequency for initial responses of students in Study 1 (Cohort A) after instruction using original POGIL activity (N=33).

Study 2: Instructional intervention outcomes and analysis

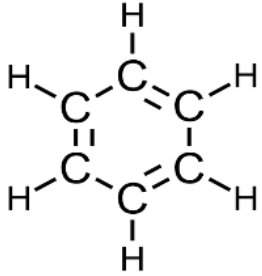
Based on the influence prior knowledge exerts in the development of representational competence (Cook, 2006), we investigated the impact of providing additional scaffolding prior to the introduction of the representation. Metarepresentational competence provides a generalizable approach for improving students' use of representations (diSessa, 2004).

Metarepresentational competence demands that students look beyond sanctioned or canonical representations and focus on the underlying nature of representations by articulating their limitations and affordances and creating new representations. By using metarepresentational competence as an approach to augment students' knowledge and comprehension of the

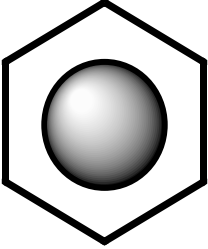
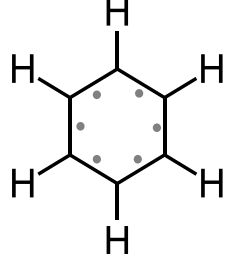
1
2
3 resonance phenomenon, we postulated that the misperceptions surrounding the resonance
4 representation might be reduced as students developed a fuller appreciation for what the
5 representation is and is not capable of conveying. By modifying the POGIL resonance activity,
6
7 representation is and is not capable of conveying. By modifying the POGIL resonance activity,
8 as described in Methods, above, students developed self-generated representations that attempted
9
10 as described in Methods, above, students developed self-generated representations that attempted
11 to resolve the contradictory nature of the bonding data provided in the POGIL exercise (Fig. 3).
12
13

14
15 The most common representations produced by students during the metarepresentational
16 exercise can be seen in Table 3. Each representation is accompanied its strengths and
17
18 weaknesses, summarized from student discussions. Similar to contrasting cases (Schwartz et al.,
19
20 2011), the presentation of all representations to the class along with a collective examination of
21
22 strengths and weaknesses allows students to view each representation in relation to a broader
23
24 landscape of representational forms. From the declared strengths and weaknesses, it becomes
25
26 apparent that students are provided with an opportunity to appreciate the limitations that are
27
28 inherent in any single representation. These outcomes align with previous observations that
29
30 students' perceptual sense-making is an important element in the development of their
31
32 representational competence (Rau, 2015).
33
34
35
36

37
38 **Table 3. Prevalent student self-generated representations from Study 2 (Cohorts B&C)**
39

Representation	Strengths	Weaknesses
	Conforms to octet rule	Doesn't resolve bond order data

40
41
42
43
44
45
46
47
48
49
50
51
52
53
54
55
56
57
58
59
60

	Demonstrates equivalence of bond order	Doesn't allow electron counting for octet rule
	Provides appropriate bond orders and electron counts	Doesn't conform to standard practice for Lewis structures

To measure the effect of this metarepresentational exercise, the students were assessed with the same item (Fig. 1) prior to instruction and post-instruction (after a lag time of several days) on a mid-term exam as described in Methods. The responses to the open-response item were coded according to the perceptual coding rubric established within Methods, above. A comparison between pre- and post-intervention response code frequencies can be seen in Fig. 5. From the changes observed between pre- and post-intervention measurements, there is an observable change in the frequency for all of the perceptual mechanisms coded. The use of unitization and idealization both increase while dimensionalization and segmentation both decrease. Since a pre-/post- measurement relies on measures of the same student, the responses cannot be considered independent, thus a chi square test of significance cannot be employed here. More appropriately, McNemar's test of independence was used to test the significance of the changes observed in perceptual mechanisms use. Using a probability (alpha) of 0.05, the changes between pre- and post-observations for dimensionalization ($p=0.00596$) and unitization

($p=2.31 \times 10^{-6}$) were both found to be statistically significant. In contrast, the changes observed for segmentation ($p=0.248$) and elaboration ($p=0.239$) are not statistically significant.

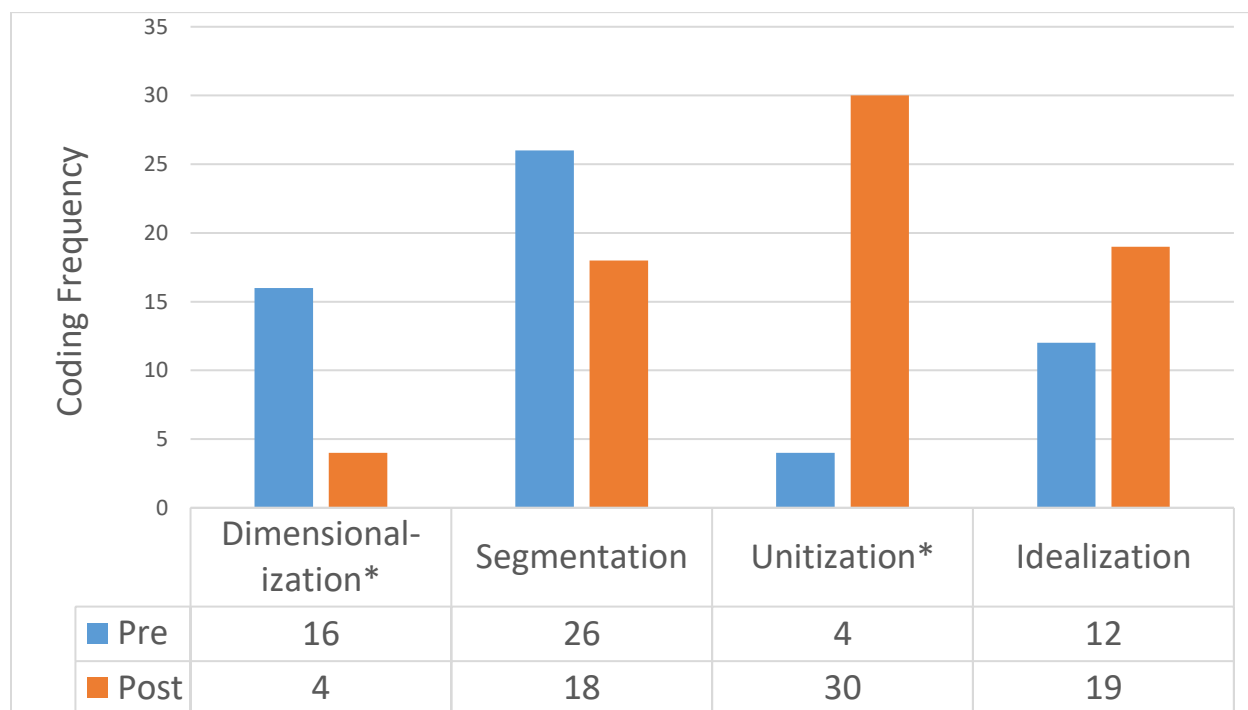


Figure 5. Pre-/Post-comparison of perceptual learning coding responses for Study 2 (N=66, *Statistically significant at $p<0.001$)

Based on the measured reduction in dimensionalization use and the commensurate increase in unitization, the introduction of metarepresentation into this learning opportunity corresponds to a substantial realignment of how students perceive the figure in question. The lack of a significant reduction in segmentation would appear to run counter to the development of a more authentic mental model. However, it is worth noting that segmentation requires that a student focus within a particular structure (e.g. the double bonds within a benzene representation) whereas dimensionalization requires that a student interpret each hexagonal ring

1
2
3 as an independent entity (e.g. one benzene ring is transformed to become an independently
4
5 distinct benzene ring). By virtue of these distinctions, it should not be surprising that the
6
7 dimensionalization mechanism is more likely oppose students' use of a unitization lens when
8
9 engaging the resonance representation.
10

11 **Conclusions**

12
13
14 This study examined students' usage of a canonical representation of chemical resonance. As has
15
16 been identified in previous studies, students armed with insufficient prior knowledge are prone to
17
18 face difficulties when confronting external representations (Chittleborough & Treagust, 2008;
19
20 Cook, 2006; Corradi, Elen, Schraepen, & Clarebout, 2014; Olimpo et al., 2015). The evidence
21
22 collected in the course of this study demonstrates that students' usage of this representation can
23
24 cause them to anchor onto inappropriate features of the resonance representation in the formation
25
26 of mental models. Specifically, the students in both studies drew upon their existing prior
27
28 knowledge to interpret the dualistic nature of the Kekulé resonance representation as two distinct
29
30 species rather than complementary forms of a single species. This initial misperception of the
31
32 representation can then influence the students' development of a mental model for resonance.
33
34
35 Once formed, these inappropriate mental models are robust and somewhat impervious to
36
37 instructional interventions.
38
39
40

41
42 To unpack the process by which students perceive the figure in question, perceptual
43
44 learning theory provides a useful lens for discriminating how students interpret different visual
45
46 features of the representation (Goldstone, 1998). Many of the mechanisms articulated within
47
48 perceptual learning theory appear to align with responses conveyed by students in their
49
50 examination of the resonance figure. In particular, the mechanisms of segmentation and
51
52 dimensionalization line up with the observation that students are incorrectly assigning
53
54
55
56
57
58
59
60

1
2
3 distinctness to visual features (structures) that are meant to be considered in concert, whereas, the
4
5 mechanism of unitization aligns with the accepted interpretation that the two structures are
6
7 multiple representations of a single phenomenon. This observed alignment of perceptual
8
9 mechanisms with ways of interpreting the resonance representation provide a means for
10
11 examining potential changes in student perceptions of that representation. This apparent
12
13 alignment between perceptual learning theory and potential (mis)interpretations of the resonance
14
15 representation can be further exploited to evaluate the efficacy of treatments intended to
16
17 ameliorate students' misperceptions.
18
19
20

21
22 For the purpose of this study, a metarepresentational approach was employed to mitigate
23
24 students' misperceptions regarding the resonance representation (diSessa, 2004). This approach
25
26 also provided a testbed to examine the analytical power of perceptual learning theory to measure
27
28 changes resulting from the instructional approach. The use of metarepresentational framework
29
30 prior to the introduction of the resonance figure allows students to view the figure through a
31
32 more critical lens and avoid the instruction-resistant mental model that emerged in students that
33
34 were not exposed to the metarepresentational framework. Measurement of this perceptual shift
35
36 via the perceptual learning theory lens yielded a statistically significant result that demonstrates a
37
38 clear change in how students viewed and interpreted the representation.
39
40
41

42 *Limitations*

43
44 Due to the peculiarities of the resonance representation, the scope of this study is limited. Unlike
45
46 translation of representations across different dimensions, e.g. symbolic to particulate, the
47
48 resonance representation requires the amalgamation of representations within a single dimension
49
50 for the development of an appropriate mental model and these mental models must be inferred
51
52 rather than measured directly. While perceptual learning theory aligns well with the affordances
53
54
55
56
57
58
59
60

1
2
3 within this particular representation, the utilization of the perceptual learning theory framework
4
5 does not necessarily translate to other issues related to representational competence. The study
6
7 population is also limited in scope and scale. Correspondingly, these studies lack the statistical
8
9 power to be broadly generalizable.
10

11 ***Implications for teaching***

12
13
14 The results presented in this study reinforce the claim that students must leverage a certain level
15
16 of prior knowledge in order to develop appropriate representational competence. Furthermore,
17
18 the results of this study infer that a lack of prior knowledge can cause students to develop robust
19
20 but misleading mental models when working with canonical representations (Hilton & Nichols,
21
22 2011). To develop more appropriate mental models, great care and consideration should be
23
24 taken before presenting students with representations. One approach is for students to engage
25
26 directly in the self-development of representational models prior to being presented with
27
28 canonical representations. By providing students with the ability to distinguish both the
29
30 affordances and limitations of representations as they relate to the respective referent, their
31
32 ability to discriminate those same affordances and limitations within the canonical representation
33
34 are enhanced. This metarepresentational approach allows for the healthy development of
35
36 perceptual sense-making regarding these images and circumvents the likelihood that students
37
38 consider only the superficial features of the representation (Chi, Feltovich, & Glaser, 1981; Rau,
39
40 2015). Although the specifics of the resonance representation limits the scalability of this study,
41
42 the development of metarepresentational competence for students engaged in the generation of
43
44 mental models from external representations is a practice with numerous opportunities for
45
46 implementation outside the confines of this study.
47
48
49
50
51
52

53 ***Implications for research***

54
55
56
57
58
59
60

1
2
3 The results of this study demonstrate that students are likely to make inappropriate use of
4 external representations in the construction of mental models. The alignment of these results
5
6 with the mechanisms of perceptual learning theory demonstrates that visual perception and visual
7
8 affordances can play a significant role in how students might use and misuse visual
9
10 representations. While resonance is somewhat unique in its representational affordances, the fact
11
12 that students misconstrue its meaning from initial exposure to an external representation infers
13
14 that an examination of a representation's affordances can shed light on how robust
15
16 misconceptions can arise from inappropriate interpretation of those external representations. The
17
18 changes that were observed when metarepresentational competence was used to mitigate the
19
20 construction of incorrect mental models show that student perception of this representation can
21
22 be malleable, as long as students are trained to turn a critical eye towards this representation.
23
24 Perceptual learning theory may or may not provide an appropriate lens for examining other
25
26 representations. However, the development of metarepresentational competence provides a
27
28 generalizable approach for improving students' ability to unpack a broad array of representations.
29
30
31
32
33
34

35 **Conflicts of Interest**

36
37 There are no conflicts to declare.
38
39

40 **Acknowledgements**

41
42 This research is based upon work supported by the National Science Foundation under Grant
43
44 Nos. DUE 1359262. Additionally, this material is partially based on work while Thomas Kim
45
46 was serving at the National Science Foundation. Any opinion, findings, and conclusions or
47
48 recommendations expressed in this material are those of the authors and do not necessarily
49
50 reflect the views of the National Science Foundation.
51
52
53

54 **References**

55
56
57
58
59
60

- 1
2
3 Abel, K. B., & Hemmerlin, W. M. (1991). Explaining resonance - a colorful approach. *Journal*
4 *of Chemical Education*, 68(10), 834. <https://doi.org/10.1021/ed068p834>
5
6
7 Ausubel, D. P., Novak, J. D., & Hanesian, H. (1978). *Educational psychology: a cognitive view*.
8 New York: Holt, Rinehart and Winston.
9
10
11
12 Chi, M. T. H., Feltovich, P. J., & Glaser, R. (1981). Categorization and Representation of
13 Physics Problems by Experts and Novices*. *Cognitive Science*, 5(2), 121–152.
14
15 https://doi.org/10.1207/s15516709cog0502_2
16
17
18
19 Chittleborough, G., & Treagust, D. (2008). Correct Interpretation of Chemical Diagrams
20 Requires Transforming from One Level of Representation to Another. *Research in*
21 *Science Education*, 38(4), 463–482. <https://doi.org/10.1007/s11165-007-9059-4>
22
23
24
25
26 Cook, M. P. (2006). Visual representations in science education: The influence of prior
27 knowledge and cognitive load theory on instructional design principles. *Science*
28 *Education*, 90(6), 1073–1091. <https://doi.org/10.1002/sc.20164>
29
30
31
32
33 Coppola, B. P., Ege, S. N., & Lawton, R. G. (1997). The University of Michigan Undergraduate
34 Chemistry Curriculum 2. Instructional Strategies and Assessment. *Journal of Chemical*
35 *Education*, 74(1), 84. <https://doi.org/10.1021/ed074p84>
36
37
38
39
40 Corradi, D. M. J., Elen, J., Schraepen, B., & Clarebout, G. (2014). Understanding Possibilities
41 and Limitations of Abstract Chemical Representations for Achieving Conceptual
42 Understanding. *International Journal of Science Education*, 36(5), 715–734.
43
44
45 <https://doi.org/10.1080/09500693.2013.824630>
46
47
48
49 Delvigne, F. (1989). A visual aid for teaching the resonance concept. *Journal of Chemical*
50 *Education*, 66(6), 461. <https://doi.org/10.1021/ed066p461>
51
52
53
54
55
56
57
58
59
60

- 1
2
3 diSessa, A. A. (2004). Metarepresentation: Native Competence and Targets for Instruction.
4
5 *Cognition & Instruction*, 22(3), 293–331.
6
7
8 Eberlein, T., Kampmeier, J., Minderhout, V., Moog, R. S., Platt, T., Varma-Nelson, P., & White,
9
10 H. B. (2008). Pedagogies of engagement in science. *Biochemistry and Molecular Biology*
11
12 *Education*, 36(4), 262–273. <https://doi.org/10.1002/bmb.20204>
13
14
15 Gibson, E. J. (2000). Perceptual Learning in Development: Some Basic Concepts. *Ecological*
16
17 *Psychology*, 12(4), 295–302. https://doi.org/10.1207/S15326969ECO1204_04
18
19
20 Gilbert, J. (2005). *Visualization in science education*. Dordrecht: Springer. Retrieved from
21
22 <http://public.eblib.com/choice/publicfullrecord.aspx?p=303335>
23
24
25 Goldstone, R. L. (1998). Perceptual Learning. *Annual Review of Psychology*, 49(1), 585–612.
26
27 <https://doi.org/10.1146/annurev.psych.49.1.585>
28
29
30 Goldstone, R. L. (2000). Unitization during category learning. *Journal of Experimental*
31
32 *Psychology: Human Perception and Performance*, 26(1), 86–112.
33
34 <https://doi.org/10.1037//0096-1523.26.1.86>
35
36
37 Goldstone, R. L., Landy, D. H., & Son, J. Y. (2010). The Education of Perception. *Topics in*
38
39 *Cognitive Science*, 2(2), 265–284. <https://doi.org/10.1111/j.1756-8765.2009.01055.x>
40
41
42 Harle, M., & Towns, M. H. (2012). Students' Understanding of External Representations of the
43
44 Potassium Ion Channel Protein, Part I: Affordances and Limitations of Ribbon Diagrams,
45
46 Vines, and Hydrophobic/Polar Representations. *Biochemistry and Molecular Biology*
47
48 *Education*, 40(6), 349–356. <https://doi.org/10.1002/bmb.20641>
49
50
51 Hilton, A., & Nichols, K. (2011). Representational Classroom Practices that Contribute to
52
53 Students' Conceptual and Representational Understanding of Chemical Bonding.
54
55 *International Journal of Science Education*, 33(16), 2215–2246.
56
57
58
59
60

- 1
2
3 Johnstone, A. H. (1993). The development of chemistry teaching: A changing response to
4
5 changing demand. *Journal of Chemical Education*, 70(9), 701.
6
7 <https://doi.org/10.1021/ed070p701>
8
9
10 Johnstone, A. H. (2010). You Can't Get There from Here¹. *Journal of Chemical Education*,
11
12 87(1), 22–29. <https://doi.org/10.1021/ed800026d>
13
14
15 Keehner, M., Hegarty, M., Cohen, C., Khooshabeh, P., & Montello, D. R. (2008). Spatial
16
17 Reasoning With External Visualizations: What Matters Is What You See, Not Whether
18
19 You Interact. *Cognitive Science*, 32(7), 1099–1132.
20
21 <https://doi.org/10.1080/03640210801898177>
22
23
24 Kellman, P. J., & Massey, C. M. (2013). Chapter Four - Perceptual Learning, Cognition, and
25
26 Expertise. In B. H. Ross (Ed.), *Psychology of Learning and Motivation* (Vol. 58, pp. 117–
27
28 165). Academic Press. <https://doi.org/10.1016/B978-0-12-407237-4.00004-9>
29
30
31 Kozma, R., Chin, E., Russell, J., & Marx, N. (2000). The Roles of Representations and Tools in
32
33 the Chemistry Laboratory and Their Implications for Chemistry Learning. *Journal of the*
34
35 *Learning Sciences*, 9(2), 105.
36
37
38 Kozma, R., & Russell, J. (2005). Students Becoming Chemists: Developing Representational
39
40 Competence. In J. K. Gilbert (Ed.), *Visualization in Science Education* (pp. 121–145).
41
42 Dordrecht: Springer Netherlands. Retrieved from [http://link.springer.com/10.1007/1-](http://link.springer.com/10.1007/1-4020-3613-2_8)
43
44 [4020-3613-2_8](http://link.springer.com/10.1007/1-4020-3613-2_8)
45
46
47 Landis, J. R., & Koch, G. G. (1977). The Measurement of Observer Agreement for Categorical
48
49 Data. *Biometrics*, 33(1), 159. <https://doi.org/10.2307/2529310>
50
51
52 Lin, S. (2007). Aromatic Bagels: An Edible Resonance Analogy. *Journal of Chemical*
53
54 *Education*, 84(5), 779. <https://doi.org/10.1021/ed084p779>
55
56
57
58
59
60

- 1
2
3 Liu, R. S. H., & Asato, A. E. (1997). Making Organic Concepts Visible. *Journal of Chemical*
4
5 *Education*, 74(7), 783. <https://doi.org/10.1021/ed074p783>
6
7
8 Luxford, C. J., & Bretz, S. L. (2014). Development of the Bonding Representations Inventory To
9
10 Identify Student Misconceptions about Covalent and Ionic Bonding Representations.
11
12 *Journal of Chemical Education*, 91(3), 312–320. <https://doi.org/10.1021/ed400700q>
13
14
15 Moog, Richard S., & Spencer, J. N. (2008). POGIL: An Overview. In *Process Oriented Guided*
16
17 *Inquiry Learning (POGIL)* (Vol. 994, pp. 1–13). American Chemical Society.
18
19 <https://doi.org/10.1021/bk-2008-0994.ch001>
20
21
22 Moog, Richard Samuel, & Farrell, J. J. (2011). *Chemistry: a guided inquiry*. Hoboken, NJ: John
23
24 Wiley & Sons.
25
26
27 Mullins, J. J. (2008). Six Pillars of Organic Chemistry. *Journal of Chemical Education*, 85(1),
28
29 83. <https://doi.org/10.1021/ed085p83>
30
31 Olimpo, J. T., Kumi, B. C., Wroblewski, R., & Dixon, B. L. (2015). Examining the relationship
32
33 between 2D diagrammatic conventions and students' success on representational
34
35 translation tasks in organic chemistry. *Chemistry Education Research and Practice*,
36
37 16(1), 143–153. <https://doi.org/10.1039/C4RP00169A>
38
39
40 Orgill, M., & Bodner, G. (2004). WHAT RESEARCH TELLS US ABOUT USING
41
42 ANALOGIES TO TEACH CHEMISTRY. *Chem. Educ. Res. Pract.*, 5(1), 15–32.
43
44 <https://doi.org/10.1039/B3RP90028B>
45
46
47 Rau, M. A. (2015). Enhancing undergraduate chemistry learning by helping students make
48
49 connections among multiple graphical representations. *Chemistry Education Research*
50
51 *and Practice*. <https://doi.org/10.1039/C5RP00065C>
52
53
54
55
56
57
58
59
60

- 1
2
3 Richardson, W. S. (1986). Teaching the concept of resonance with transparent overlays. *Journal*
4 *of Chemical Education*, 63(6), 518. <https://doi.org/10.1021/ed063p518>
5
6
7
8 Schwartz, D. L., Chase, C. C., Opezzo, M. A., & Chin, D. B. (2011). Practicing versus
9
10 inventing with contrasting cases: The effects of telling first on learning and transfer.
11 *Journal of Educational Psychology; Washington*, 103(4), 759.
12
13
14 Schwartz, D. L., & Goldstone, R. (2015). Learning as coordination: Cognitive psychology and
15 education. In L. Corno & E. M. Anderman (Eds.), *Handbook of educational psychology*
16 (Third edition, pp. 61–75). New York ; London: Routledge is an imprint of the Taylor &
17 Francis Group, an Informa business.
18
19
20
21
22
23 Silverstein, T. P. (1999). The “Big Dog-Puppy Dog” Analogy for Resonance. *Journal of*
24 *Chemical Education*, 76(2), 206. <https://doi.org/10.1021/ed076p206>
25
26
27
28 Starkey, R. (1995). Resonance Analogy Using Cartoon Characters. *Journal of Chemical*
29 *Education*, 72(6), 542. <https://doi.org/10.1021/ed072p542>
30
31
32
33 Strauss, A. L., & Corbin, J. M. (1990). *Basics of qualitative research: grounded theory*
34 *procedures and techniques*. Newbury Park, Calif.: Sage Publications.
35
36
37
38 Taber, K. S. (2001). Building the structural concepts of chemistry: Some considerations from
39 educational research, 2(2), 123–158. <https://doi.org/10.1039/B1RP90014E>
40
41
42
43 Taber, K. S. (2002). COMPOUNDING QUANTA: PROBING THE FRONTIERS OF
44 STUDENT UNDERSTANDING OF MOLECULAR ORBITALS. *Chem. Educ. Res.*
45 *Pract.*, 3(2), 159–173. <https://doi.org/10.1039/B2RP90013K>
46
47
48
49
50
51
52
53
54
55
56
57
58
59
60