

Rochester Institute of Technology

## RIT Digital Institutional Repository

---

Articles

Faculty & Staff Scholarship

---

2-11-2009

### Explaining the Orbits of the Galactic Center S-Stars

David Merritt

*Rochester Institute of Technology*

Alessia Gualandris

*Rochester Institute of Technology*

Seppo Mikkola

*University of Turku*

Follow this and additional works at: <https://repository.rit.edu/article>

---

#### Recommended Citation

David Merritt et al 2009 ApJ 693 L35 <https://doi.org/10.1088/0004-637X/693/1/L35>

This Article is brought to you for free and open access by the RIT Libraries. For more information, please contact [repository@rit.edu](mailto:repository@rit.edu).

# EXPLAINING THE ORBITS OF THE GALACTIC CENTER S-STARS

DAVID MERRITT AND ALESSIA GUALANDRIS

Department of Physics and Center for Computational Relativity and Gravitation, Rochester Institute of Technology, Rochester, NY 14623

SEPPO MIKKOLA

Tuorla Observatory, University of Turku, Väisäläntie 20, Piikkiö, Finland

*Draft version December 24, 2008*

## ABSTRACT

The young stars near the supermassive black hole at the galactic center follow orbits that are nearly random in orientation and that have an approximately “thermal” distribution of eccentricities,  $N(< e) \sim e^2$ . We show that both of these properties are a natural consequence of a few million years’ interaction with an intermediate-mass black hole (IBH), if the latter’s orbit is mildly eccentric and if its mass exceeds approximately 1500 solar masses. Producing the most tightly-bound S-stars requires an IBH orbit with periastron distance less than about 10 mpc. Our results provide support for a model in which the young stars are carried to the galactic center while bound to an IBH, and are consistent with the hypothesis that an IBH may still be orbiting within the nuclear star cluster.

*Subject headings:* galaxies: active – galaxies: evolution – quasars: general

## 1. INTRODUCTION

Observations of the inner parsec of the Milky Way reveal two groups of massive young stars near the supermassive black hole (SBH). A group of roughly 40 stars move in approximately circular orbits that extend inward to a tenth of a parsec from the SBH (Paumard et al. 2006; Lu et al. 2008). Another group of roughly 20 stars, the S-stars, follow eccentric orbits well inside the disk stars (Eckart and Genzel 1997). The orbital periods of the S-stars are as short as 15 years and the orbits of these stars provide strong constraints on the mass and size of the central dark object (Gillessen et al. 2008; Ghez et al. 2008).

The presence of young stars so near the galactic center is a puzzle, since giant molecular clouds, which are the sites of star formation elsewhere in the galaxy, would be unable to collapse and fragment in the tidal field of the SBH (Morris 1993). An orbiting gas cloud would instead be sheared into a set of rings; shocks between the rings would dissipate energy and the gas would settle into a thin disk. If such a disk reaches a critical density, its self-gravity can overcome the tidal forces from the SBH allowing stars to form (Levin and Beloborodov 2003; Nayakshin and Cuadra 2005). This model has been shown to successfully reproduce the observed properties of the young disk stars, including their top-heavy mass function and their mildly noncircular orbits (Bonnell and Rich 2008). But it fails to account for the S-stars, which move on eccentric, randomly-oriented orbits much closer to the SBH.

A number of models have been proposed to explain the S-stars but none is completely satisfactory (Alexander 2005; Paumard 2008). The S-stars could be old stars that migrated inward and were “rejuvenated” by tidal heating or collisions with other stars. However their relatively normal spectra argue against such an exotic history (Figer 2008). Capture of young stars onto tightly-bound orbits via three-body exchange

interactions involving compact remnants (e.g. stellar-mass black holes) may explain some of the S-stars (Alexander and Livio 2004). A similar model assumes that the S-stars were originally in binary systems; the more massive component of the binary was ejected during a close passage to the SBH, leaving the lower-mass star behind (Gould and Quillen 2003). Both of these models require an ad hoc reservoir of new stars at large radii, as well as some mechanism for placing these stars onto plunging orbits soon after their birth, so that they can pass near the SBH where the chance of a three-body exchange is appreciable. The models also have difficulty reproducing the observed distribution of S-star orbital eccentricities.

An alternative scenario posulates that the young stars formed in a giant molecular cloud, far enough from the SBH that tidal forces did not preclude collapse and fragmentation (Gerhard 2001). The newly-formed star cluster then migrated inward via dynamical friction before tidal forces from the SBH dispersed it. The presence of an intermediate-mass black hole (IBH) at the center of the cluster would assist in the transport (Hansen and Milosavljevic 2003); in the absence of the IBH, the cluster would be completely disrupted by tidal stresses at a distance of one parsec from the SBH (Portegies Zwart and McMillan 2003). This model requires a relatively high mass ( $\gtrsim 10^4 M_\odot$ ) and density for the cluster, although not much greater than what is observed in existing galactic center star clusters like the Arches and the Quintuplet (Figer 2008). While the timescale for formation of the IBH is uncertain, simulations suggest that collisions between stars could form a massive remnant in a time shorter than the time for cluster inspiral and dissolution (Portegies Zwart and McMillan 2002; Freitag et al. 2006). This model is also appealing since IBHs provide potential solutions to a number of other outstanding problems, including the origin of the hypervelocity stars (Levin 2006), the structure of the stel-

lar disks (Levin et al. 2005; Berukoff and Hansen 2006), and the growth of SBHs (Portegies Zwart et al. 2006).

Here we show that the infalling star cluster model can also reproduce the peculiar orbits of the S-stars.

## 2. ASSUMPTIONS

We begin by summarizing two results from recent  $N$ -body simulations of the galactic center (Baumgardt et al. 2006; Matsubayashi et al. 2008; Löckmann and Baumgardt 2008).

- Inspiral of an IBH slows dramatically when it reaches a distance  $\sim 10(q/10^{-3})$  mpc from the SBH, where  $q$  is the ratio of IBH to SBH masses; this distance is comparable to the sizes of the S-star orbits if  $q \approx 10^{-3}$ , i.e. if  $M_{\text{IBH}} \approx 10^{3.5} M_{\odot}$ . Stalling occurs when the total binding energy in background (bulge) stars within the IBH orbit is comparable to that of the IBH itself; at this separation, most of the background stars that can exchange energy with the IBH are rapidly removed via the gravitational slingshot and the frictional force drops (Begelman et al. 1980).
- The orbit of the IBH is likely to be very eccentric at this late stage,  $e \approx 0.5$  or greater, the exact value depending on the initial orbit of the star cluster containing the IBH and on the detailed history of IBH-star interactions after the cluster has been tidally removed.

We note that all of the  $N$ -body simulations cited above assumed an initially steep,  $\rho \sim r^{-1.4} - r^{-1.75}$  density profile around the SBH. In fact, there is evidence for a “hole” or dip in the density of the dominant, late-type (old) stellar population inside  $\sim 0.5$  pc (Figer et al. 2003; Schödel et al. 2007; Zhu et al. 2008). Accounting for the observed dip in the stellar densities would strengthen both results summarized above: a lower density would decrease the dynamical friction force on the IBH and lengthen the stalling phase; and a shallower density profile is more conducive to eccentricity increases (Gould and Quillen 2003).

If sufficiently high eccentricities are reached,  $e \gtrsim 0.99$ , gravitational radiation losses can shrink the SBH-IBH separation from  $\sim 10$  mpc to coalescence in less than  $10^8$  yr. In what follows, we assume that such extreme eccentricities are not attained and that the semi-major axis of the IBH orbit remains essentially unchanged for times comparable to S-star main-sequence lifetimes. However we argue below that these assumptions may not be strictly necessary for producing the effects that we observe.

Prolonged gravitational interaction with the IBH can then scatter the young stars out of the thin disk into which they were originally deposited. The IBH acts on the stars in much the same way that Jupiter acts to scatter comets in the Solar system (Hansen and Milosavljevic 2003) – with the important difference that Jupiter’s orbit is nearly circular, while the IBH orbit is eccentric.

## 3. METHODS

We carried out an extensive set of long-term  $N$ -body simulations to evaluate the effects of this interaction. Initial conditions consisted of a binary black

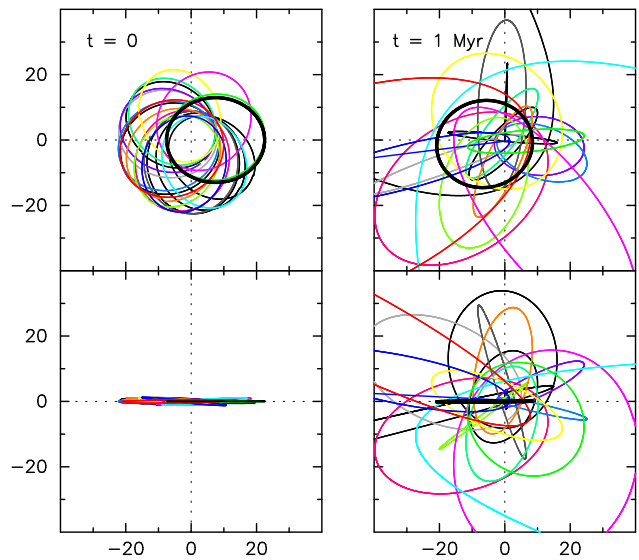


FIG. 1.— Initial (left) and final (right, after 1 Myr) orbits of stars in a simulation with IBH semi-major axis  $a = 15$  mpc, eccentricity  $e = 0.5$ , IBH-SBH mass ratio  $q = 0.001$ , and  $F = 0.2$ . Top panels show the view looking perpendicular to the IBH orbital plane and bottom panels are from a vantage point lying in this plane. The IBH orbit is the heavy black curve in all panels; the unit of length is milliparsecs. The initially disk-like, co-rotating distribution of stars is converted, after 1 Myr, into an approximately isotropic distribution of orbits with a range of eccentricities, similar to what is observed for the S-stars.

hole representing the SBH-IBH pair and a set of 19, ten-solar-mass stars. Integration of each 21-body system was carried out using the computer program ARCHAIN (Mikkola and Merritt 2008), which incorporates an algorithmically regularized chain structure and time-transformed leapfrog to deal with near-collisions between the particles (Mikkola & Merritt 2006). Post-Newtonian corrections to the equations of motion were included up to order PN2.5. Mikkola & Merritt (2008) present a detailed description of the ARCHAIN algorithm as well as results of performance tests when the algorithm is applied to galactic center problems very similar to the one treated here.

Initial conditions for the “star” particles were generated as follows. 1. The position  $r_{\text{apo}}$  and velocity  $v_{\text{apo}}$  of the IBH at apastron were computed. 2. A velocity of magnitude  $Fv_{\text{apo}}$  was added with random direction to the IBH velocity. 3. The Keplerian elements of the resulting orbit with respect to the SBH were computed, ignoring the presence of the IBH. 4. A random value was assigned to the argument of the periastron, and a star was placed at a random phase on this orbit. This scheme produced an initial distribution of stars about the SBH that mimicked the phase-mixed distribution expected for a population of stars that were tidally stripped from the IBH (Berukoff and Hansen 2006), with a (small) thickness determined by  $F$  (see Fig. 1); all stars were initially orbiting in the same sense around the SBH.

In addition to  $F$ , the parameters that were varied were the mass ratio  $q$ , semi-major axis  $a$ , and eccentricity  $e$  of the SBH-IBH binary. About 300 integrations were carried out, each for a time of  $\sim 5$  Myr, based on an assumed SBH mass of  $4.5 \times 10^6 M_{\odot}$  and a distance to the Galactic center of 8.4 kpc.

## 4. RESULTS

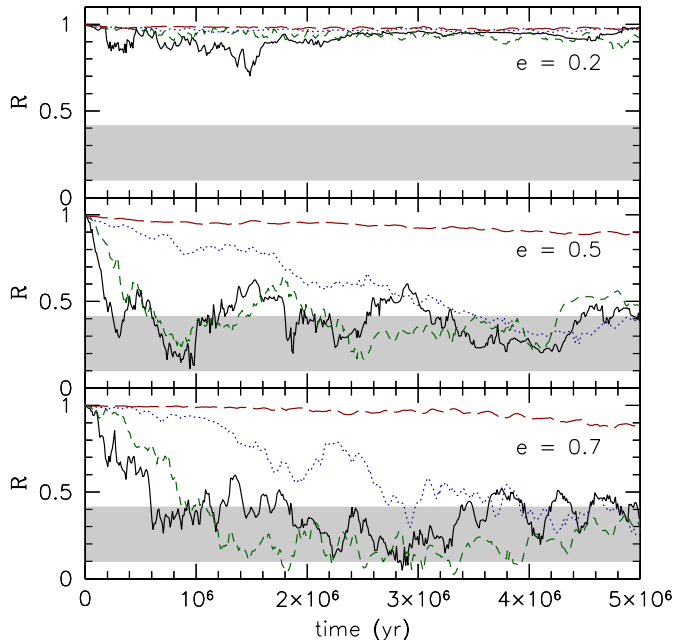


FIG. 2.— Evolution of the Rayleigh parameter  $R = \mathcal{R}/N$  that measures the degree of randomness of the stellar orbital orientations, in 12 integrations, all with IBH semi-major axis  $a = 30$  mpc. Black (solid) lines:  $q = 10^{-3}$ ; green (dashed) lines:  $q = 5 \times 10^{-4}$ ; blue (dotted) lines:  $q = 2.5 \times 10^{-4}$ ; red (dashed) lines:  $q = 10^{-4}$ . The shaded regions show the 90% confidence bands expected for a random, isotropic distribution of orbital orientations of 17 stars (the mean number of bound stars in the simulations). Gravitational perturbations from the IBH produce a nearly random distribution of orbital orientations after a few Myr, as long as the IBH mass and orbital eccentricity are sufficiently large.

Figure 1 illustrates the evolution of the stellar orbits in one integration with  $M_{\text{IBH}} = 4500 M_{\odot}$ . In roughly one Myr, stars are scattered by the IBH (and occasionally by other stars) onto orbits with a wide range of eccentricities, semi-major axes and orientations.

We measured the degree of randomness of the orbital planes using the Rayleigh (dipole) statistic  $\mathcal{R}$  (Rayleigh 1919) defined as the length of the resultant of the unit vectors  $\hat{l}_i, i = 1 \dots N$ , where  $\hat{l}_i$  is perpendicular to the orbital plane of the  $i$ th star. Initially, orbital planes are nearly aligned and  $\mathcal{R} \approx N$ , while for a random (isotropic) distribution  $\mathcal{R} \approx N^{1/2}$ . Figure 2 shows that  $\mathcal{R}$  reaches values consistent with isotropy in a few Myr if the IBH mass is greater than  $\sim 10^3 M_{\odot}$  and if the eccentricity of the IBH orbit is  $e \approx 0.5$  or greater. Eccentricity of the IBH orbit implies a semi-periodic forcing of the stars in a direction perpendicular to their initial orbital planes, allowing inclinations to be “pumped up” to large values after repeated encounters (Binney 1981; Erwin & Sparke 1999). When the orbit of the IBH is made nearly circular,  $e \lesssim 0.2$ , stellar orbital inclinations were found to remain nearly unchanged over these time scales.

The IBH also induces evolution in the eccentricities and energies (semi-major axes) of the stars. Eccentricities were found to tend toward a “thermal” distribution  $N(< e) \sim e^2$  on a time scale of  $\sim 0.1$  Myr for  $q \gtrsim 2.5 \times 10^{-4}$  (Figure 3); this is similar to the distribution that is observed for the S-stars (Gillessen et al. 2008). In the case of orbital energies, perturbations from near

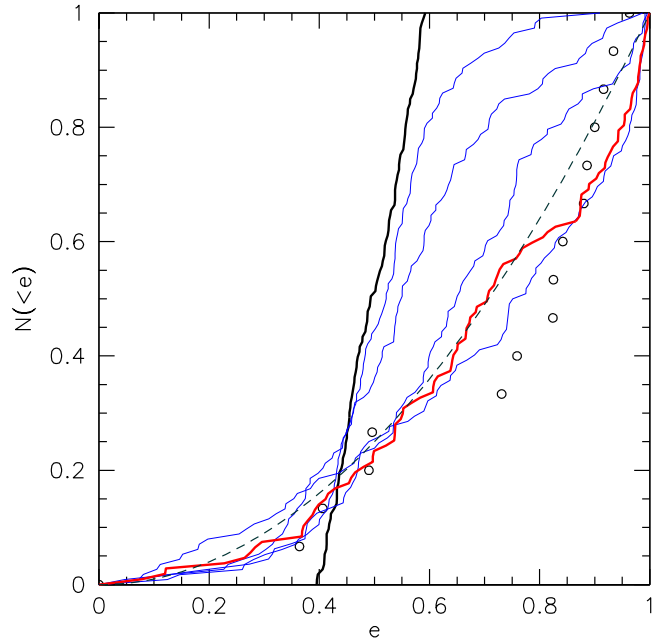


FIG. 3.— Evolution of the distribution of stellar orbital eccentricities  $e$  in a set of simulations with IBH orbital parameters  $q = 5 \times 10^{-4}$ ,  $a = 15$  mpc,  $e = 0.5$ ,  $F = 0.2$ . Each line is an average from six integrations with different random realizations of the initial conditions. Six times are shown:  $t = 0$  (thick black curve),  $t = (0.01, 0.02, 0.04, 0.2)$  Myr (thin blue lines), and  $t = 1$  Myr (thick red line). The distribution is essentially unchanged at times greater than 1 Myr. Dashed line shows a “thermal” distribution,  $N \propto e^2$ , and open circles are the eccentricity distribution observed for the S-stars (Gillessen et al. 2008).

encounters with the IBH can either increase or decrease them. Up-scattering in energy can continue until a star becomes unbound and escapes the system; this typically happened for at least one of the stars in each integration. Scattering to lower (more tightly bound) energies tended to be self-limiting: once a star is transferred to an orbit such that its apastron lies inside the periastron of the IBH, it is “decoupled” dynamically from the IBH and its energy tends to remain constant thereafter (Wetherill 1991). Exceptions were observed only in the case  $F = 0$ ; for such cold initial conditions, the stellar orbits remain highly correlated for long times encouraging strong interactions. Producing tightly-bound orbits like those of the innermost S-stars, e.g. S2, therefore requires an IBH orbit with a periastron distance  $a(1 - e) \approx 10$  mpc. For IBH orbits satisfying this condition, we were able to reproduce approximately the full distribution of S-star semi-major axis lengths. However we do not consider this a crucial test since the observed sample is likely to be biased by radius-dependent selection effects.

We tested the extent to which the randomizing effects of the IBH are helped by star-star scattering. We carried out additional sets of integrations in which the masses of the stars were decreased by factors of ten from  $10 M_{\odot}$  to  $10^{-3} M_{\odot}$ . No significant dependence on stellar mass was observed, leading us to conclude that interaction with the IBH is the dominant mechanism responsible for the orbital evolution that we observe.

## 5. DISCUSSION

We have found that the presence of an IBH orbiting within the nuclear star cluster at the center of the Milky Way can efficiently randomize the orbits of stars near the SBH, converting an initially thin, co-rotating disk into a nearly isotropic distribution of stars moving on eccentric orbits around the SBH. Randomization of the orbital planes requires  $\sim 1$  Myr if the IBH mass exceeds  $\sim 1500 M_\odot$  and if the orbital eccentricity  $\sim 0.5$  or greater. Evolution to a “thermal” eccentricity distribution occurs on an even shorter time scale. The final distribution of stellar semi-major axes depends on the assumed size of the IBH orbit, but stars with apastron distances as small as the *periastron* distance of the IBH are naturally produced.

Our simulations contribute only a small piece to the bigger unsolved puzzle of the origin of the young stars at the galactic center. If models for the genesis of the S-stars that invoke an inspiralling IBH are deemed otherwise viable, our results show how the same models can also naturally reproduce the random and eccentric character of the stellar orbits, and all in a time that is less than stellar evolutionary time scales – thus providing an essentially complete explanation for the “paradox of youth” of the S-stars.

Although we chose parameters for the IBH such that gravitational radiation would not alter its orbit appreciably in 5 Myr, the rapidity with which the IBH modifies the stellar orbits in our simulations suggests that even an IBH on a decaying orbit might be able to randomize and “thermalize” the S-star distribution before coalescing with the SBH. Thus, our model does not necessarily imply that an IBH is present, at the current time, within the S-star cluster. But if the IBH is there now, its presence might be detected in a number of ways:

1. The IBH will induce a motion of the SBH (Hansen and Milosavljevic 2003). Upper limits on the astrometric wobble of the radio source Sgr A\* are so far consistent with the presence of an IBH with

mass and semi-major axis in the range considered here (Gillessen et al. 2008).

2. Stars can remain bound to the IBH if its Hill sphere is larger than its tidal disruption sphere; this condition is satisfied for SBH-IBH separations greater than  $\sim 0.05$  mpc. The motion of a star bound to the IBH would be the superposition of a Keplerian ellipse around the SBH and an additional periodic component due to its motion around the IBH; the latter would have a velocity amplitude  $\sim 0.1 - 10$  times the IBH orbital velocity and an orbital frequency from several hours to a few years, potentially accessible to astrometric monitoring.

3. In favorable circumstances, a near encounter of the IBH with a star unbound to it could produce observable changes in the star’s orbit over month- or year-long time scales.

4. In our simulations with  $q = 0.001$  and  $e = (0.5, 0.7)$ , a fraction 13% of the stars were ejected from the SBH-IBH system in 5 Myr. A star ejected at  $\sim 10^3$  km s $^{-1}$  requires  $\sim 10^2$  yr to move beyond 0.1 pc implying a probability  $\sim 0.2(N/10^4)$  of observing an escaping star at any given time in the Galactic center region, where  $N$  is the number of stars subject to ejection. One S-star in fact appears to be on an escaping trajectory (Gillessen et al. 2008).

Finally we note that some models for IBH formation predict that a large number of IBHs might co-exist in the galactic center region (Portegies Zwart et al. 2006). If so, the rate of orbital evolution of the young stars might be even higher than what we observe in our simulations with a single IBH.

D. M. and A. G. were supported by grants AST-0807910 (NSF) and NNX07AH15G (NASA). We thank Don Figer and Milos Milosavljevic for comments that improved the manuscript.

## REFERENCES

- Alexander, T. 2005, *Phys. Rept.*, 419, 65  
 Alexander, T. and Livio, M. 2004, *ApJ*, 606, L21  
 Baumgardt, H., Gualandris, A. and Portegies Zwart, S. 2006, *MNRAS*, 372, 174  
 Begelman, M. C., Blandford, R. D., & Rees, M. J. 1980, *Nature*, 287, 307  
 Berukoff, S. J. and Hansen, B. M. S. 2006, *ApJ*, 650, 901  
 Binney, J. 1981, *MNRAS*, 196, 455  
 Bonnell, I. A. and Rice, W. K. M. 2008, *Science*, 321, 1060  
 Eckart, M. and Genzel, R. 1997, *MNRAS*, 284, 576  
 Erwin, P., & Sparke, L. S. 1999, *ApJ*, 521, 798  
 Figer, D. 2008, in *Massive Stars: From PopIII and GRBs to the Milky Way* (in press); preprint at <http://arxiv.org/abs/0803.1619>  
 Figer, D. F., et al. 2003, *ApJ*, 599, 1139  
 Freitag, M., Gurkan, M. A. and Raso, F. A. 2006, *MNRAS*, 368, 141  
 Gerhard, O. 2001, *ApJ*, 546, L39  
 Ghez, A. M., et al. 2008, *ApJ*, 689, 1044  
 Gillessen, S., Eisenhauer, F., Trippe, S., Alexander, T., Genzel, R., Martins, F., & Ott, T. 2008, [arXiv:0810.4674](http://arxiv.org/abs/0810.4674)  
 Gould, A. and Quillen, A. C. 2003, *ApJ*, 592, 935  
 Hansen, B. M. S. and Milosavljevic, M. 2003, *ApJ*, 593, L77  
 Levin, Y. 2006, *ApJ*, 653, 1203  
 Levin, Y. and Beloborodov, A. M. 2003, *ApJ*, 590, L33  
 Levin, Y., Wu, A. and Thommes, E. 2005, *ApJ*, 635, 341  
 Löckmann, U. and Baumgardt, H. 2008, *MNRAS*, 384, 323  
 Lu, J. R., Ghez, A. M., Hornstein, S. D., Morris, M. R., Becklin, E. E., & Matthews, K. 2008, [arXiv:0808.3818](http://arxiv.org/abs/0808.3818)  
 Matsubayashi, T., Makino, J. and Ebisuzaki, T. 2008, *ApJ*, 656, 879  
 Mikkola, S., & Merritt, D. 2006, *MNRAS*, 372, 219  
 Mikkola, S. and Merritt, D. 2008, *AJ*, 135, 2398  
 Morris, M. 1993, *ApJ*, 408, 496  
 Nayakshin, S. and Cuadra, J. 2005, *A*, 437, 437  
 Paumard, T. 2008, *Journal of Physics Conference Series*, 131, 012009  
 Paumard, T. et al. 2006, *ApJ*, 643, 1011  
 Portegies Zwart, S. F. and McMillan, S. L. W. 2002, *ApJ*, 576, 899  
 Portegies Zwart, S. F. and McMillan, S. L. W. 2003, *ApJ*, 593, 352  
 Portegies Zwart, S. et al. 2006, *ApJ*, 641, 319  
 Rayleigh, L. 1919, *Phil. Mag.*, 37, 321  
 Schödel, R., et al. 2007, *A&A*, 469, 125  
 Wetherill, G. W. 1991, in *IAU Symp. 116, Comets in the Post-Halley Era*, eds. R. L. Newburn et al. (Kluwer: Dordrecht), 537-556  
 Zhu, Q., Kudritzki, R. P., Figer, D. F., Najarro, F., & Merritt, D. 2008, *ApJ*, 681, 1254