

## Project Objectives

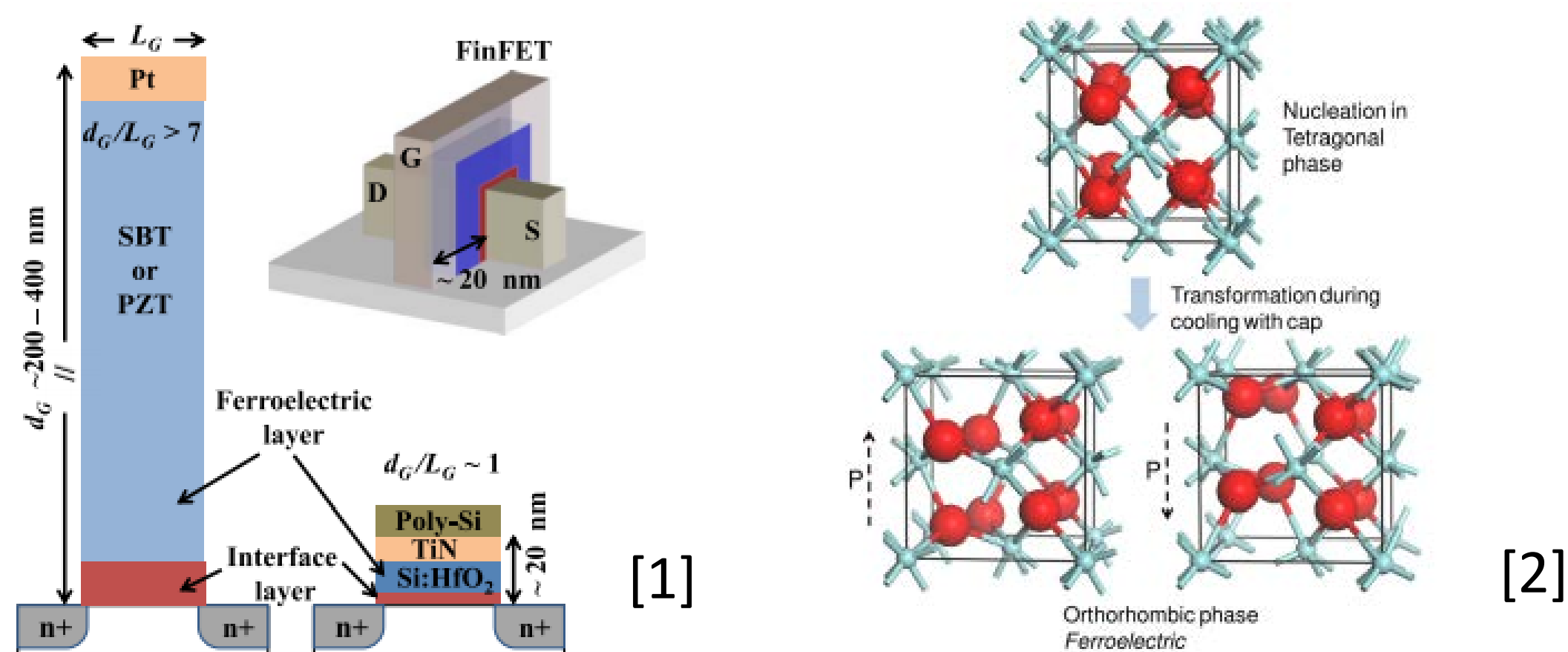
**Goal: To enable ferroelectric device research at RIT and to that end:**

1. Developing an RIT process for fabrication of ferroelectric HfO<sub>2</sub> devices
2. Enabling characterization of said films through set-up of a new ferroelectric test system

## Background

Ferroelectricity - electrically induced polarization in the crystal lattice - is a promising candidate for non-charge based memory.

- Ferroelectricity in HfO<sub>2</sub> is stronger than ceramic films (1MV/cm vs 50 kV/cm), enabling reduction in gate height. [1]

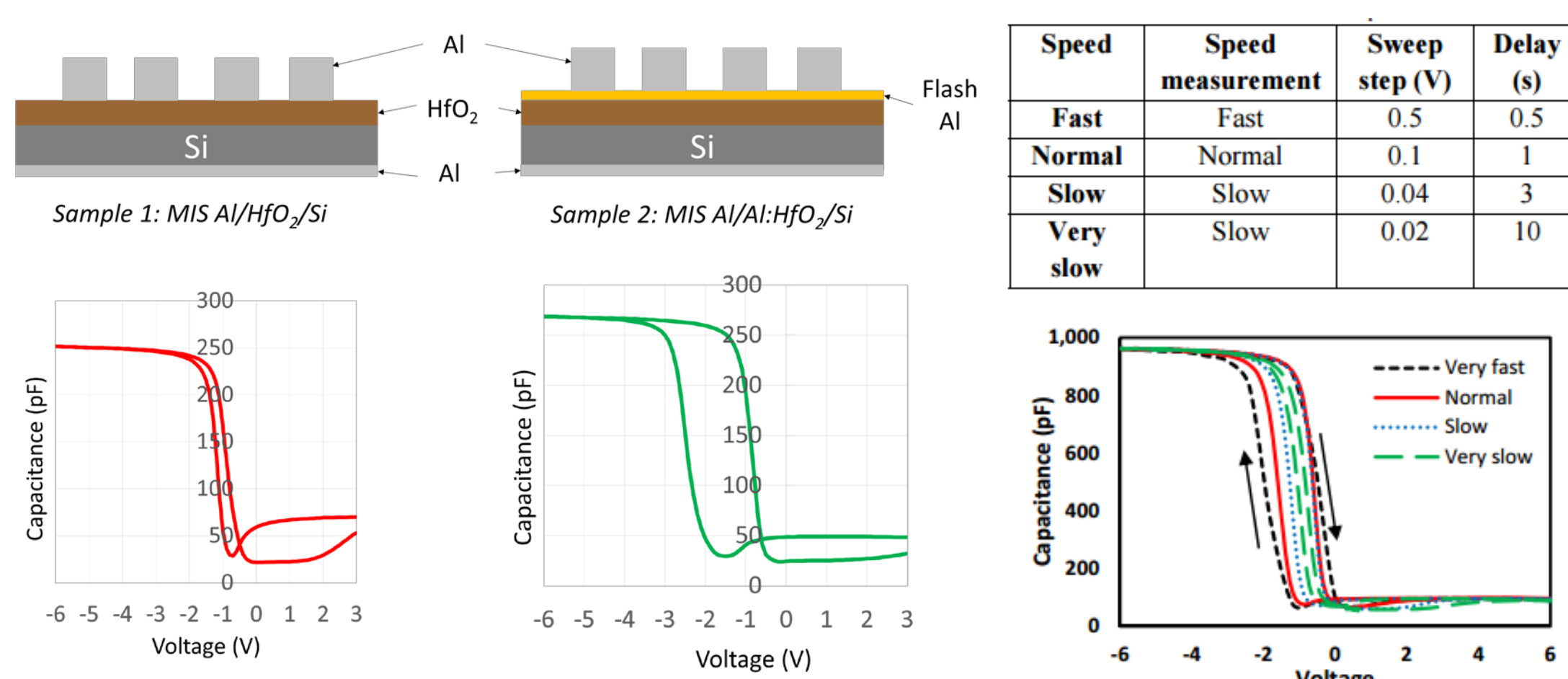


- Doping of HfO<sub>2</sub> makes the ferroelectric phase more favourable. Ferroelectricity reported in ALD HfO<sub>2</sub> with Al, Y, or Si dopants. Results also seen with Y and Hf reactive co-sputtering. [3, 4]
- TiN or SiO<sub>x</sub>N<sub>y</sub> used as an interfacial layer between ferroelectric capacitor and substrate [1]
- TiN layer used above ferroelectric gate to help coerce the HfO<sub>2</sub> layer into a ferroelectric (FE) phase [2]

## Previous RIT Work

RIT fabricated samples yielded what was potentially a ferroelectric film

- Further testing showed that memory window was dependent on CV sweep speed, ruling out ferroelectricity as the cause



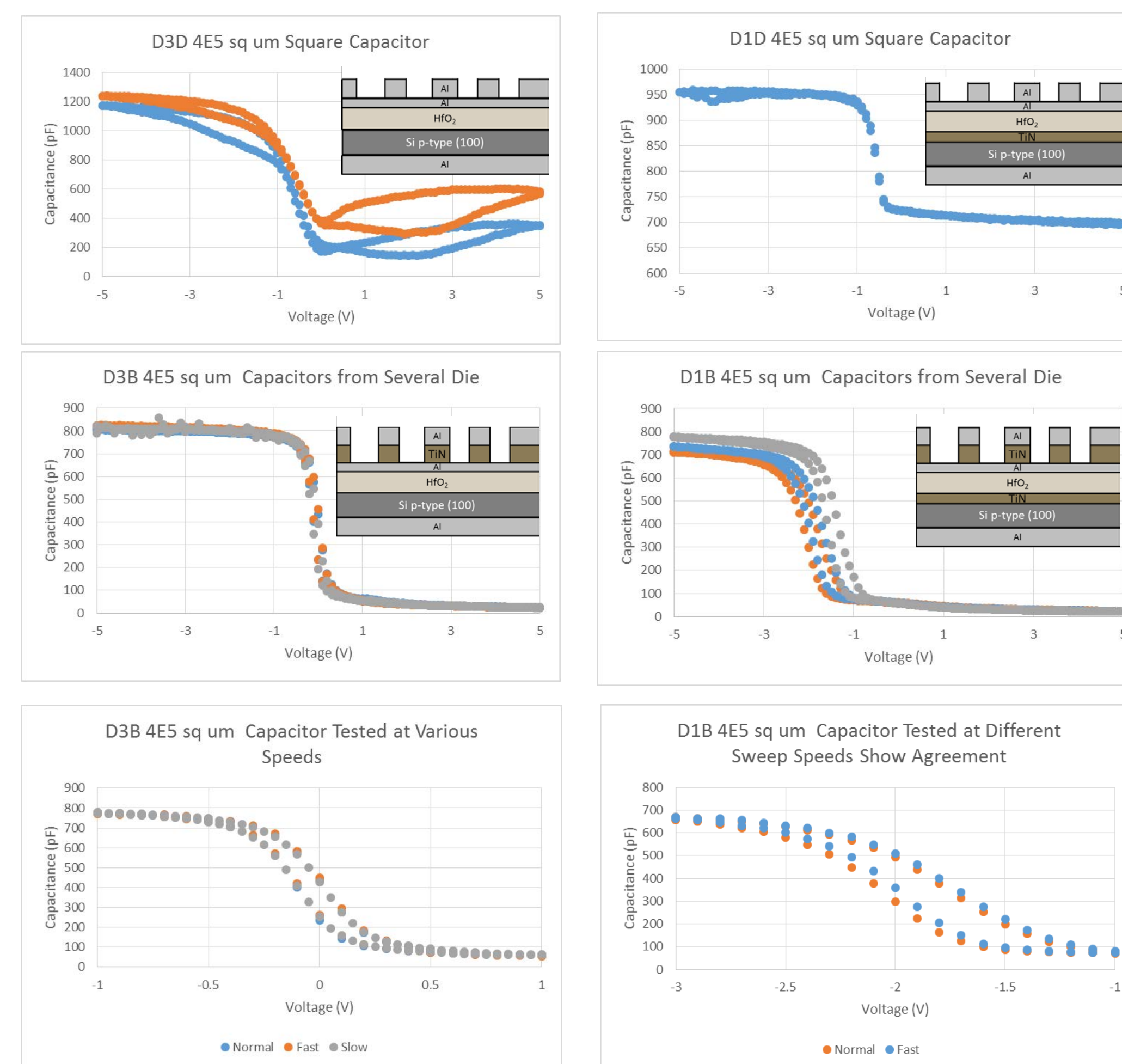
## Process Development

## Experimental Setup and Results

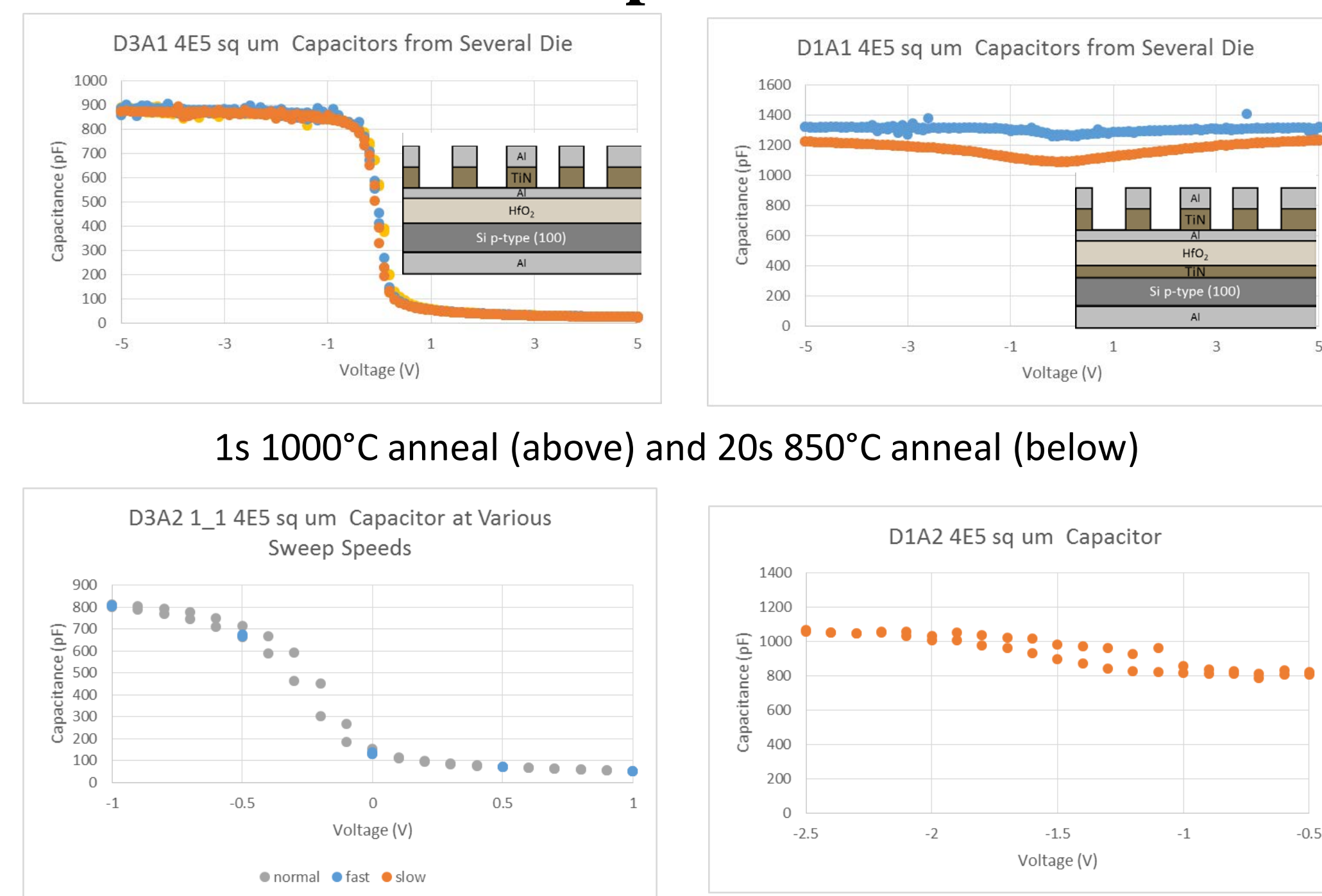
The effects of top TiN, bottom TiN, anneal method (rapid thermal vs. furnace), and Al deposition method (sputtered vs evaporated) were investigated

- Thin Al deposited via sputtering dissolved during 2<sup>nd</sup> level lithography development
- Samples with top TiN layer show potential ferroelectricity
- Sample with bottom TiN shows larger memory window than the sample without a diffusion barrier
- Samples have  $3 < k < 5$ , similar to the NaMLab sample (4.2)

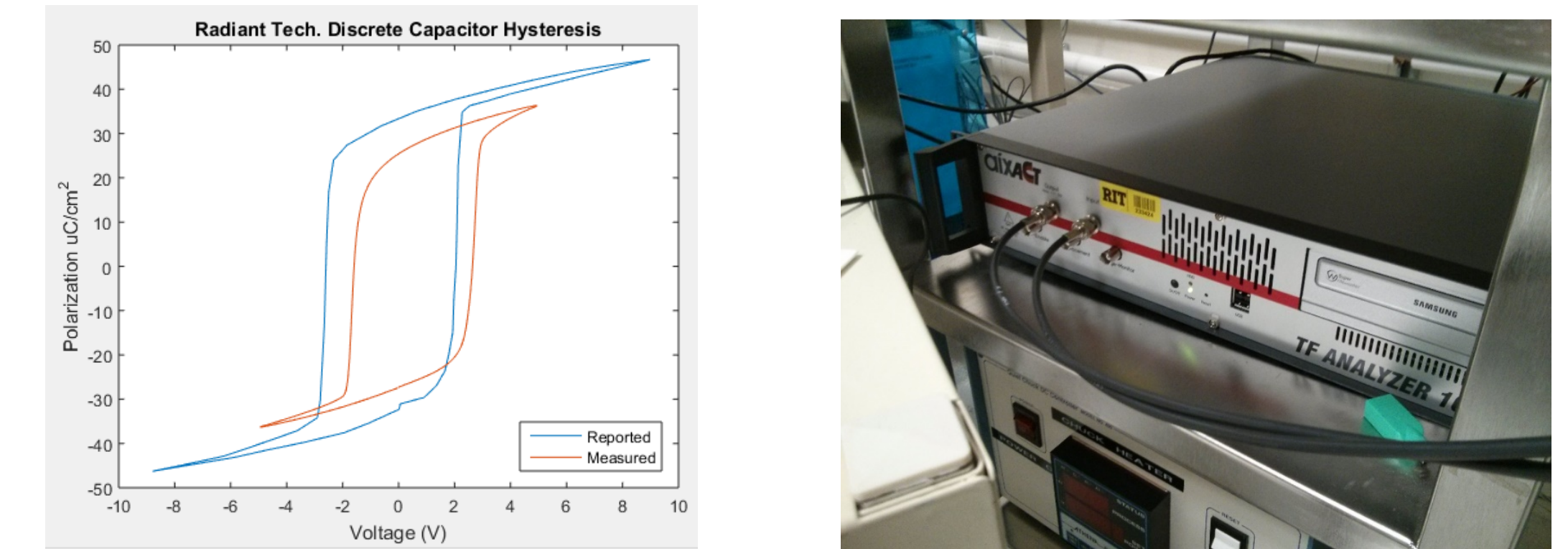
## CV Results – Furnace Anneal (1hr 600°C)



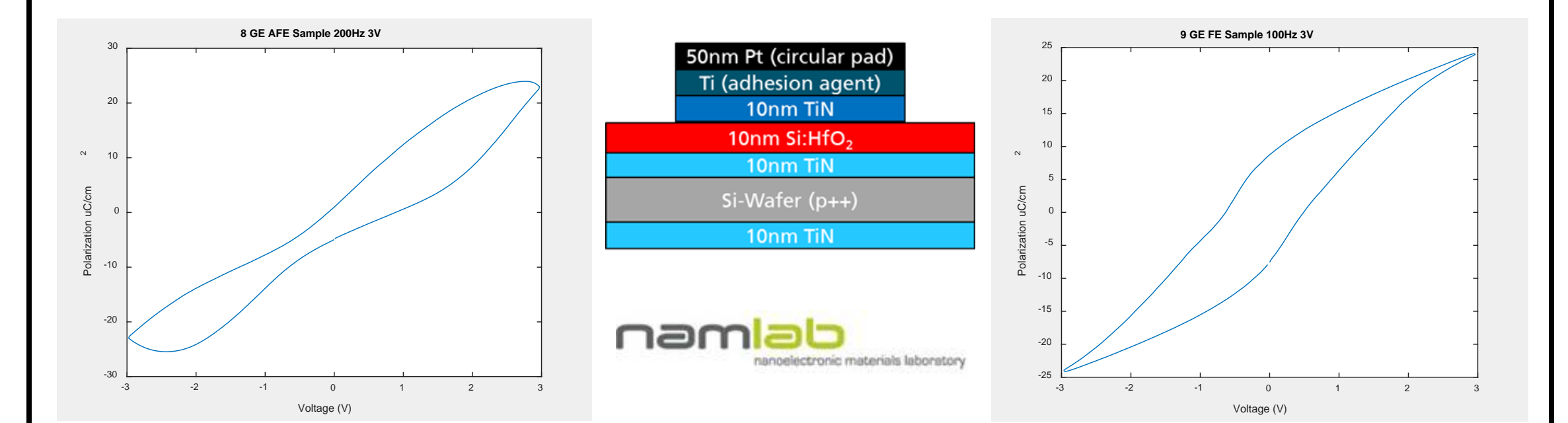
## CV Results – Rapid Thermal Anneal



## aixACCT TF1000 Ferroelectric Tester



- Discrete ferroelectric (PZT) capacitors measured and compared to company-reported “typical” performance data (above). Small differences likely caused by process variation [5]
- NaMLab fabricated anti-ferroelectric and ferroelectric HfO<sub>2</sub> samples measured by RIT (below).



## Conclusions

- Sputtered Al thin films may be less dense than evaporated films given their differences in dissolution rate when exposed to a base
- A TiN cap is seen to have a large contributing effect to inducing a ferroelectric phase in Al doped HfO<sub>2</sub>
- Doped HfO<sub>2</sub> samples show a comparable memory window to PZT with a film that is a tenth of the thickness

## References

- [1] E. Yurchuk, J. Muller, J. Paul, T. Schlosser, D. Martin, R. Hoffmann, *et al.*, "Impact of Scaling on the Performance of HfO<sub>2</sub>-Based Ferroelectric Field Effect Transistors," *IEEE Transactions on Electron Devices*, vol. 61, pp. 3699-3706, Nov 2014.
- [2] T. S. Boescke, J. Muller, D. Brauhaus, U. Schroder, and U. Bottger, "Ferroelectricity in hafnium oxide thin films," *Applied Physics Letters*, vol. 99, p. 3, Sep 2011.
- [3] T. Olsen, U. Schroder, S. Muller, A. Krause, D. Martin, A. Singh, *et al.*, "Co-sputtering yttrium into hafnium oxide thin films to produce ferroelectric properties," *Applied Physics Letters*, vol. 101, p. 4, Aug 2012.
- [4] U. Schroeder, S. Mueller, J. Mueller, E. Yurchuk, D. Martin, C. Adelman, *et al.*, "Hafnium Oxide Based CMOS Compatible Ferroelectric Materials," *Ecs Journal of Solid State Science and Technology*, vol. 2, pp. N69-N72, 2013.
- [5] J. Joe T. Evans, "The Relationship between Hysteresis and PUND Responses," ed: Radiant Technologies, Inc., 2008.

## Acknowledgements

Matt Filmer, Drs. Jackson, Hirschman, Ewbank, and Pearson, SMFL Staff  
Drs. Schroeder, Wilde, Tiedke

This work was supported in part by the National Science Foundation, Grant # ECCS-1541090



Any opinions, findings, and conclusions or recommendations expressed in this material are those of the author(s) and do not necessarily reflect the views of the National Science Foundation.